

Comoros Merchandise Trade Statistics Profile - 2013



COMOROS



SUMMARY STATISTICS

Value US\$ Millions	
Total Exports 2013	12.28
Imports 2013	208.21
Total Intra-Exports 2013	1.74
Intra-Imports 2013	24.48

Trade Ratios	
Trade to GDP, 2013	33.55%
Intra-COMESA Trade to Total Trade, 2013	11.89%

Table 1: Comoros' Trade with COMESA, Values in US\$ (Millions)

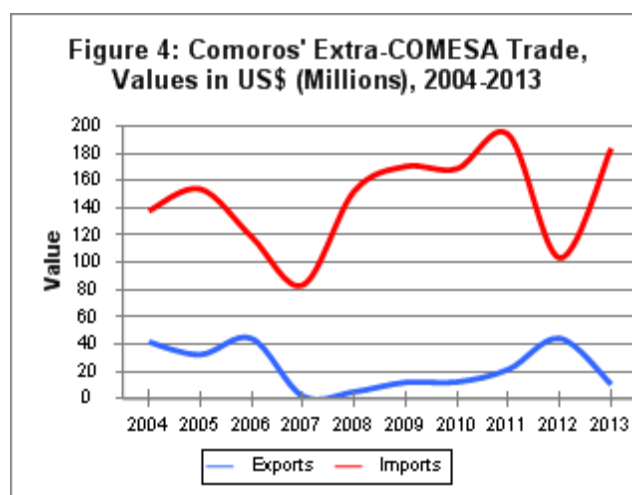
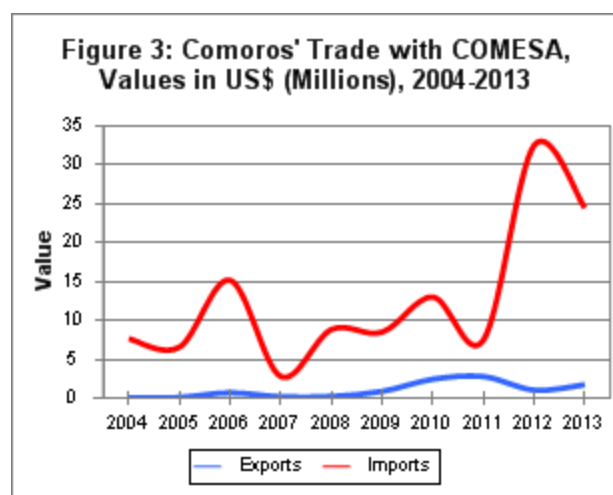
Flow	Year									
	2004	2005	2006	2007	2008	2009	2010	2011	2012	2013
Exports	0.06	0.11	0.70	0.19	0.23	0.89	2.45	2.79	1.04	1.73
Re-exports	0.00	-	-	-	-	0.00	-	-	-	0.01
Total Exports	0.06	0.11	0.70	0.19	0.23	0.89	2.45	2.79	1.04	1.74
Imports	7.66	6.55	15.17	2.79	8.85	8.49	13.01	7.50	32.55	24.48
Trade Balance	-7.61	-6.44	-14.47	-2.59	-8.62	-7.61	-10.56	-4.71	-31.51	-22.74

Table 2: Comoros' Extra-COMESA Trade, Values in US\$ (Millions)

Flow	Year									
	2004	2005	2006	2007	2008	2009	2010	2011	2012	2013
Exports	41.67	32.36	44.26	1.84	5.07	12.02	12.27	21.63	44.27	10.48
Re-exports	0.00	0.00	0.00	0.00	0.02	0.00	0.06	0.00	0.00	0.06
Total Exports	41.67	32.36	44.26	1.84	5.09	12.02	12.32	21.63	44.27	10.54
Imports	137.72	153.82	118.87	83.45	152.27	170.39	168.70	193.59	103.25	183.73
Trade Balance	-96.06	-121.46	-74.61	-81.61	-147.18	-158.37	-156.37	-171.96	-58.98	-173.19

Table 3: Comoros' Global Trade, Values in US\$ (Millions)

Flow	Year									
	2004	2005	2006	2007	2008	2009	2010	2011	2012	2013
Exports	41.72	32.47	44.96	2.03	5.30	12.90	14.72	24.42	45.32	12.22
Re-exports	0.00	0.00	-	-	0.02	0.00	0.06	-	-	0.06
Total Exports	41.72	32.47	44.96	2.03	5.32	12.90	14.77	24.42	45.32	12.28
Imports	145.38	160.37	134.04	86.24	161.13	178.88	181.71	201.09	135.80	208.21
Trade Balance	-103.66	-127.90	-89.08	-84.21	-155.80	-165.98	-166.93	-176.67	-90.48	-195.93



Source: COMSTAT Database

Table 4: Comoros' Top COMESA Domestic Export Trading Partners, 2007 - 2013 Value US\$ Millions

Partner		Year						
		2007	2008	2009	2010	2011	2012	2013
1	Madagascar	0.16	0.17	0.35	1.66	2.53	0.18	1.13
2	Mauritius	0.01	0.01	0.42	0.23	0.09	0.71	0.41
3	Kenya	-	0.04	0.02	0.20	0.00	0.01	0.13
4	Egypt	0.01	0.01	0.02	0.10	-	0.13	0.07
5	Djibouti	-	-	-	0.21	0.17	-	0.01
6	Seychelles	-	-	-	-	-	-	0.00
7		-	-	-	-	-	-	-
8		-	-	-	-	-	-	-
9		-	-	-	-	-	-	-
10		-	-	-	-	-	-	-

Table 5: Comoros' Top COMESA Import Trading Partners, 2007 - 2013 Value US\$ Millions

Partner		Year						
		2007	2008	2009	2010	2011	2012	2013
1	Madagascar	0.56	1.99	1.97	2.26	2.20	11.19	17.04
2	Mauritius	1.35	5.90	4.14	8.15	3.78	5.31	6.10
3	Kenya	0.49	0.67	1.95	1.32	1.13	15.55	1.11
4	Ethiopia	-	-	-	0.27	0.19	0.21	0.08
5	Egypt	0.37	0.19	0.22	0.14	0.19	0.28	0.06
6	Sudan	0.00	0.04	0.00	0.06	0.00	0.00	0.06
7	Zimbabwe	-	0.00	-	-	-	-	0.01
8	Uganda	-	-	-	-	-	0.00	0.01
9	Swaziland	-	-	0.14	0.00	-	-	0.00
10	Eritrea	-	0.02	-	-	0.00	-	0.00

Figure 5: Comoros' Top COMESA Export Markets, 2013

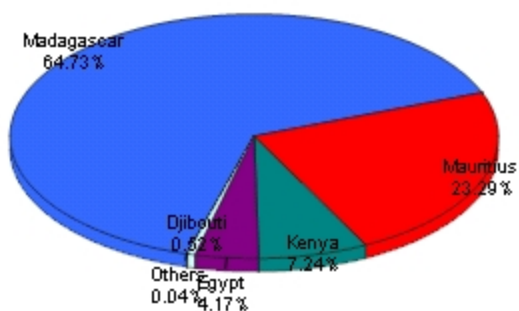
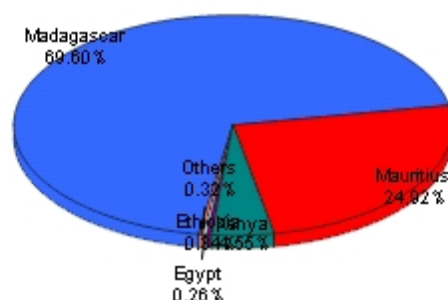


Figure 6: Comoros' Top COMESA Import Markets, 2013



Source: COMSTAT Database

Table 6: Comoros' Top Extra-COMESA Export Trading Partners, 2008 - 2013 Value US\$ Millions

Partner		Year					
		2008	2009	2010	2011	2012	2013
1	France	2.26	5.64	3.15	3.57	-	3.80
2	Singapore	0.63	3.13	3.43	8.65	13.05	1.73
3	Netherlands	0.24	0.79	0.96	2.32	4.10	1.38
4	Turkey	-	-	-	0.09	11.59	0.68
5	Pakistan	0.05	0.05	0.34	0.99	0.65	0.60
6	Germany	0.43	0.41	0.54	1.31	2.68	0.54
7	India	0.07	0.10	0.74	0.86	6.26	0.53
8	United States of America	0.24	0.45	0.58	0.58	2.24	0.31
9	Australia	-	-	-	-	-	0.26
10	Saudi Arabia	-	0.07	0.28	0.13	-	0.17

Table 7: Comoros' Top Extra-COMESA Import Trading Partners, 2008 - 2013 Value US\$ Millions

Partner		Year					
		2008	2009	2010	2011	2012	2013
1	United Arab Emirates	50.32	53.51	52.81	64.11	-	44.62
2	France	49.83	35.69	33.30	41.11	-	40.69
3	Pakistan	8.56	25.88	21.16	27.15	26.87	29.41
4	China	8.22	10.75	14.03	8.98	13.45	16.84
5	India	5.81	5.80	3.68	4.04	17.26	11.45
6	South Africa	5.63	5.68	9.78	6.24	5.03	4.88
7	Japan	0.24	0.40	0.54	2.57	0.89	4.33
8	Vietnam	2.54	0.32	3.32	9.02	-	2.81
9	Germany	0.31	0.25	1.45	2.03	3.99	2.69
10	Singapore	1.25	1.10	1.04	1.05	0.90	2.59

Source: COMSTAT Database

Table 8: Comoros' top Export Products to COMESA, 2013 Value US\$ Millions

No	Hs	Product description	Value, US\$ Millions	% of Total Exports to COMESA
1	090500	Vanilla	0.41	23.29%
2	961700	Vacuum flasks & oth. vacuum vessels, complete with cases; parts thereof (excl. glass inner)	0.31	17.58%
3	901580	Surveying/hydrographic/oceanographic/hydrological/meteorological/geophysical instr. & appls. (excl. compasses), n.e.s. in 90.15	0.18	10.56%
4	870390	Vehicles princ. designed for the tpt. of persons (excl. of 87.02 & 8703.10-8703.24), with C-I int. comb. piston engine (diesel/semi-diesel), n.e.s. in..	0.16	9.43%
5	930400	Other arms (e.g., spring/air/gas guns & pistols, truncheons) (excl. of 93.01-93.03 & 93.07)	0.08	4.83%
6	870421	Motor vehicles for the tpt. of gds. (excl. of 8704.10), with C-I int. comb. piston engine (diesel/semi-diesel), g.v.w. not >5tonnes	0.07	4.20%
7	090700	Cloves (whole fruit, cloves & stems)	0.07	4.17%
8	841440	Air compressors mounted on a wheeled chassis for towing	0.05	2.89%
9	930310	Muzzle-loading firearms	0.05	2.89%
10	847420	Crushing/grinding machines for earth/stone/ores/oth. min. subs., in solid (incl. powder/paste) form	0.05	2.63%
		Other Products	0.31	17.53%
		Total Export	1.74	100.00%

Table 9: Comoros' top 10 Import Products from COMESA, 2013 Value US\$ Millions

No	Hs	Product description	Value, US\$ Millions	% of Total Exports to COMESA
1	853120	Indicator panels incorp. liquid crystal devices (Lchemically defined)/light emitting diodes (LED)	12.35	50.42%
2	110100	Wheat/meslin flour	1.64	6.69%
3	100640	Broken rice	1.40	5.73%
4	271320	Petroleum bitumen	1.08	4.39%
5	240220	Cigarettes cont. tobacco	1.05	4.31%
6	842220	Machinery for cleaning/drying bottles/oth. conts.	0.43	1.77%
7	230990	Preparations of a kind used in animal feeding other than dog/cat food put up for RS	0.38	1.54%
8	843149	Parts suit. for use solely/princ. with the mach. of 84.26/84.29/84.30 (excl. of 8431.41-8431.43)	0.36	1.46%
9	441300	Densified wood, in blocks/plates/strips/profile shapes	0.28	1.15%
10	250100	Salt (incl. table salt & denatured salt) & pure sodium chloride, whether or not in aqueous solution/cont. added anti-caking/free-flowing agents; se...	0.26	1.06%
		Other Products	5.26	21.48%
		Total Import	24.48	100.00%

Source: COMSTAT Database

Table 10: Comoros' top 10 Extra-COMESA Export Products, 2013 Value US\$ Millions

No	Hs	Product description	Value, US\$ Millions	% of Total Exports to third Countries
1	090700	Cloves (whole fruit, cloves & stems)	5.17	49.09%
2	090500	Vanilla	2.82	26.71%
3	330129	Essential oils other than those of citrus fruit (excl. of 3301.21-3301.26)	1.50	14.22%
4	730290	Railway/tramway track construction mat.of iron/steel...: check-rails & rack rails; sleepers (cross-ties), chairs,...& oth. mat...for jointing/fixing rails[...]	0.27	2.52%
5	843780	Machines for used in the milling industry/for the working of cereals/dried leguminous vegetables (excl. farm-type mach.)	0.19	1.84%
6	843280	Agricultural/horticultural/forestry mach. for soil preparation/cultivation (excl. of 8432.10-8432.40); lawn/sports-ground rollers	0.11	1.08%
7	200911	Orange juice, frozen, unfermented & not cont. added spirit, whether or not cont. added sugar/oth. sweetening matter	0.06	0.54%
8	842911	Self-propelled bulldozers & angledozers, track laying	0.05	0.50%
9	841440	Air compressors mounted on a wheeled chassis for towing	0.05	0.46%
10	611490	Garments, n.e.s., knitted or crocheted, of textile mats. other than wool/fine animal hair/cotton/man-made fibres	0.04	0.42%
		Other Products	0.28	2.62%
		Total Export	10.54	100.00%

Table 11: Comoros' Top 10 Extra-COMESA Import Products, 2013 Value US\$ Millions

No	Hs	Product description	Value, US\$ Millions	% of Total Imports from third Countries
1	100640	Broken rice	26.61	14.48%
2	870390	Vehicles princ. designed for the tpt. of persons (excl. of 87.02 & 8703.10-8703.24), with C-I int. comb. piston engine (diesel/semi-diesel), n.e.s. in..	18.99	10.34%
3	252329	Portland cement (excl. white cement, whether or not artificially coloured), whether or not coloured	10.33	5.62%
4	721410	Bars & rods of iron/non-alloy steel (excl. of 72.13), not further worked than forged	9.28	5.05%
5	020714	Cuts & edible offal of species Gallus domesticus, frozen	8.96	4.88%
6	252390	Hydraulic cements (e.g., slag cement, supersulphate cement), whether or not coloured/in the form of clinkers (excl. cement clinkers, Portlandce...)	6.02	3.28%
7	110100	Wheat/meslin flour	5.53	3.01%
8	220210	Waters, incl. min. waters & aerated waters, cont. added sugar/oth. sweetening matter/flavoured	3.49	1.90%
9	151620	Vegetable fats & oils & fractions thereof , partly/wholly hydrogenated/inter-esterified/re-esterified/elaidinized, whether or not re...	3.17	1.72%
10	170111	Cane sugar, raw, in solid form, not cont. added flavouring/colouring matter	2.61	1.42%
		Other Products	88.73	48.30%
		Total Import	183.73	100.00%

Source: COMSTAT Database

Table 12: Comoros' Top Intra-COMESA Exports by Country of Destination, 2013 Value US\$ Millions

No	Hs	Product description	Value, US\$ Millions	Country of Destination
1	090500	Vanilla	0.41	Mauritius
2	961700	Vacuum flasks & oth. vacuum vessels, complete with cases; parts thereof (excl. glass inners)	0.31	Madagascar
3	901580	Surveying/hydrographic/oceanographic/hydrological/meteorological/geophysical instr. & appls. (excl. compasses), n.e.s. in 90.15	0.18	Madagascar
4	870390	Vehicles princ. designed for the tpt. of persons (excl. of 87.02 & 8703.10-8703.24), with C-I int. comb. piston engine (diesel/semi-diesel), n.e.s. in..	0.16	Madagascar
5	930400	Other arms (e.g., spring/air/gas guns & pistols, truncheons) (excl. of 93.01-93.03 & 93.07)	0.08	Kenya
6	870421	Motor vehicles for the tpt. of gds. (excl. of 8704.10), with C-I int. comb. piston engine (diesel/semi-diesel), g.v.w. not >5tonnes	0.07	Madagascar
7	090700	Cloves (whole fruit, cloves & stems)	0.07	Egypt
8	841440	Air compressors mounted on a wheeled chassis for towing	0.05	Madagascar
9	930310	Muzzle-loading firearms	0.05	Kenya
10	847420	Crushing/grinding machines for earth/stone/ores/oth. min. subs., in solid (incl. powder/paste) form	0.05	Madagascar
11	731100	Containers for compressed/liquefied gas, of iron/steel	0.04	Madagascar
12	842959	Self-propelled mech. shovels, excavators & shovel loaders (excl. of 8429.51 & 8429.52)	0.03	Madagascar
13	842940	Self-propelled tamping machines & road rollers	0.02	Madagascar
14	842911	Self-propelled bulldozers & angledozers, track laying	0.02	Madagascar
15	847910	Machinery for public works/building or the like having individual functions, n.e.s. in Ch.84	0.01	Madagascar
16	842951	Self-propelled front-end shovel loaders	0.01	Madagascar
17	870422	Motor vehicles for the tpt. of gds. (excl. of 8704.10), with C-I int. comb. piston engine (diesel/semi-diesel), g.v.w. >5tonnes but not >20tonnes	0.01	Madagascar
18	730900	Reservoirs, tanks, vats & sim. conts. for any mat. other than compressed/liquefied gas, of iron/steel, of a cap. >300 l, whether or not..	0.01	Madagascar
19	900290	Lenses, prisms, mirrors & oth. optical elements, of any mat., mounted, being parts of/fittings for instr./app. (excl. such elements of glass not op...	0.01	Madagascar
20	901819	Electro-diagnostic app. used in medical/surgical/dental/veterinary sciences (incl. app. for functional exploratory examination/for checking ...	0.01	Madagascar

Source: COMSTAT Database

Table 13: Comoros' Top Intra-COMESA Imports by Country of Origin, 2013 Value US\$ Millions

No	Hs	Product description	Value, US\$ Millions	Country of Origin
1	853120	Indicator panels incorp. liquid crystal devices (Lchemically defined)/light emitting diodes (LED)	12.35	Madagascar
2	110100	Wheat/meslin flour	1.64	Mauritius
3	100640	Broken rice	1.40	Mauritius
4	271320	Petroleum bitumen	1.08	Madagascar
5	240220	Cigarettes cont. tobacco	1.05	Kenya
6	842220	Machinery for cleaning/drying bottles/oth. conts.	0.43	Mauritius
7	843149	Parts suit. for use solely/princ. with the mach. of 84.26/84.29/84.30 (excl. of 8431.41-8431.43)	0.36	Madagascar
8	230990	Preparations of a kind used in animal feeding other than dog/cat food put up for RS	0.33	Mauritius
9	441300	Densified wood, in blocks/plates/strips/profile shapes	0.28	Madagascar
10	250100	Salt (incl. table salt & denatured salt) & pure sodium chloride, whether or not in aqueous solution/cont. added anti-caking/free-flowing agents; se...	0.26	Madagascar
11	170111	Cane sugar, raw, in solid form, not cont. added flavouring/colouring matter	0.25	Mauritius
12	070310	Onions & shallots, fresh/chilled	0.25	Madagascar
13	160413	Sardines, sardinella & brisling/sprats, prepd./presvd., whole/in pieces (excl. minced)	0.23	Mauritius
14	271113	Butanes, liquefied	0.21	Madagascar
15	340119	Soap & organic surface-active prods. & preps., in the form of bars/cakes/moulded pieces/shapes...(excl. for toilet use) [see complete..	0.19	Mauritius
16	870510	Crane lorries	0.17	Madagascar
17	220210	Waters, incl. min. waters & aerated waters, cont. added sugar/oth. sweetening matter/flavoured	0.16	Mauritius
18	392390	Articles for the conveyance/packing of gds., of plastics (excl. of 3923.10-3923.50)	0.14	Madagascar
19	842952	Self-propelled mech. shovels & excavators with a 360° revolving superstructure	0.14	Madagascar
20	040210	Milk in powder/granules/oth. solid form, fat content by wt. not >1.5%	0.14	Mauritius

Source: COMSTAT Database

Table 14: Comoros' Top Extra-COMESA Exports by Country of Destination, 2013 Value US\$ Millions

No	Hs	Product description	Value, US\$ Millions	Country of Destination
1	090500	Vanilla	2.04	France
2	090700	Cloves (whole fruit, cloves & stems)	1.73	Singapore
3	330129	Essential oils other than those of citrus fruit (excl. of 3301.21-3301.26)	1.49	France
4	090700	Cloves (whole fruit, cloves & stems)	1.18	Netherlands
5	090700	Cloves (whole fruit, cloves & stems)	0.60	Pakistan
6	090700	Cloves (whole fruit, cloves & stems)	0.53	India
7	090500	Vanilla	0.32	Germany
8	090700	Cloves (whole fruit, cloves & stems)	0.30	United States of America
9	730290	Railway/tramway track construction mat.of iron/steel...: check-rails & rack rails; sleepers (cross-ties), chairs,...& oth. mat...for jointing/fixing rails[...	0.27	Turkey
10	090500	Vanilla	0.26	Australia
11	090700	Cloves (whole fruit, cloves & stems)	0.22	Germany
12	090500	Vanilla	0.20	Netherlands
13	843780	Machines for used in the milling industry/for the working of cereals/dried leguminous vegetables (excl. farm-type mach.)	0.19	Turkey
14	090700	Cloves (whole fruit, cloves & stems)	0.17	Saudi Arabia
15	090700	Cloves (whole fruit, cloves & stems)	0.15	United Arab Emirates
16	843280	Agricultural/horticultural/forestry mach. for soil preparation/cultivation (excl. of 8432.10-8432.40); lawn/sports-ground rollers	0.11	Turkey
17	090700	Cloves (whole fruit, cloves & stems)	0.11	France
18	090700	Cloves (whole fruit, cloves & stems)	0.08	South Africa
19	090700	Cloves (whole fruit, cloves & stems)	0.07	Italy
20	200911	Orange juice, frozen, unfermented & not cont. added spirit, whether or not cont. added sugar/oth. sweetening matter	0.06	France

Source: COMSTAT Database

Table 15: Comoros' Top Extra-COMESA Imports by Country of Origin, 2013 Value US\$ Millions

No	Hs	Product description	Value, US\$ Millions	Country of Origin
1	100640	Broken rice	19.98	Pakistan
2	870390	Vehicles princ. designed for the tpt. of persons (excl. of 87.02 & 8703.10-8703.24), with C-I int. comb. piston engine (diesel/semi-diesel), n.e.s. in..	11.69	France
3	721410	Bars & rods of iron/non-alloy steel (excl. of 72.13), not further worked than forged	5.54	United Arab Emirates
4	870390	Vehicles princ. designed for the tpt. of persons (excl. of 87.02 & 8703.10-8703.24), with C-I int. comb. piston engine (diesel/semi-diesel), n.e.s. in..	5.53	United Arab Emirates
5	252329	Portland cement (excl. white cement, whether or not artificially coloured), whether or not coloured	4.79	Pakistan
6	020714	Cuts & edible offal of species Gallus domesticus, frozen	4.42	France
7	110100	Wheat/meslin flour	3.43	France
8	252329	Portland cement (excl. white cement, whether or not artificially coloured), whether or not coloured	2.98	India
9	252390	Hydraulic cements (e.g., slag cement, supersulphate cement), whether or not coloured/in the form of clinkers (excl. cement clinkers, Portlandce...	2.96	Pakistan
10	100640	Broken rice	2.46	Japan
11	100640	Broken rice	2.34	India
12	220210	Waters, incl. min. waters & aerated waters, cont. added sugar/oth. sweetening matter/flavoured	2.28	United Arab Emirates
13	020714	Cuts & edible offal of species Gallus domesticus, frozen	2.06	Germany
14	880240	Aeroplanes & oth. aircraft, of an unladen wt. >15000kg	1.97	Brazil
15	252329	Portland cement (excl. white cement, whether or not artificially coloured), whether or not coloured	1.68	China
16	721410	Bars & rods of iron/non-alloy steel (excl. of 72.13), not further worked than forged	1.38	Turkey
17	170111	Cane sugar, raw, in solid form, not cont. added flavouring/colouring matter	1.30	South Africa
18	681091	Prefabricated structural components for building/civil engineering, of cement/concrete/art. stone, whether or not reinf.	1.29	United Arab Emirates
19	721410	Bars & rods of iron/non-alloy steel (excl. of 72.13), not further worked than forged	1.28	France
20	151620	Vegetable fats & oils & fractions thereof , partly/wholly hydrogenated/inter-esterified/re-esterified/elaidinized, whether or not re...	1.27	Indonesia

Source: COMSTAT Database