

Djibouti Merchandise Trade Statistics Profile - 2013



SUMMARY STATISTICS

Value US\$ Millions	
Total Exports 2013	726.97
Imports 2013	1045.64
Total Intra-Exports 2013	0.82
Intra-Imports 2013	92.19

Trade Ratios	
Trade to GDP, 2013	121.72%
Intra-COMESA Trade to Total Trade, 2013	5.25%

Table 1: Djibouti's Trade with COMESA, Values in US\$ (Millions)

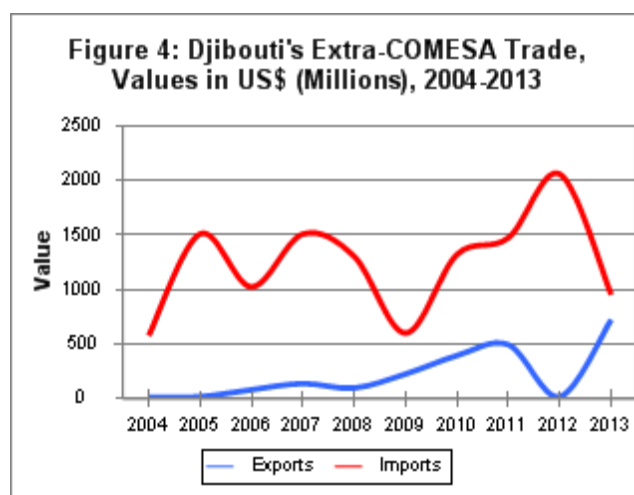
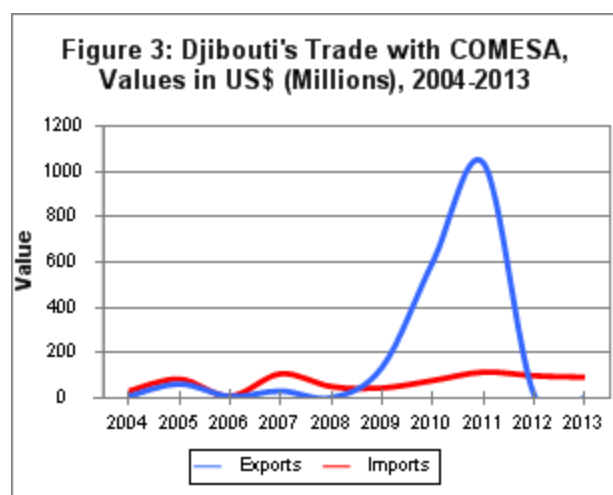
Flow	Year									
	2004	2005	2006	2007	2008	2009	2010	2011	2012	2013
Exports	8.41	62.76	7.77	31.72	2.14	1.49	3.22	136.32	14.68	0.80
Re-exports	-	-	-	-	-	134.88	598.52	900.34	-	0.03
Total Exports	8.41	62.76	7.77	31.72	2.14	136.37	601.73	1036.66	14.68	0.82
Imports	30.98	83.97	8.41	108.04	51.17	44.97	78.15	115.03	99.05	92.19
Trade Balance	-22.57	-21.21	-0.64	-76.32	-49.02	91.40	523.59	921.63	-84.37	-91.36

Table 2: Djibouti's Extra-COMESA Trade, Values in US\$ (Millions)

Flow	Year									
	2004	2005	2006	2007	2008	2009	2010	2011	2012	2013
Exports	12.52	20.07	83.17	140.06	98.93	156.00	296.09	326.14	19.98	722.06
Re-exports	0.00	0.00	0.00	0.00	0.00	71.34	100.96	168.93	0.00	4.09
Total Exports	12.52	20.07	83.17	140.06	98.93	227.34	397.05	495.07	19.98	726.15
Imports	579.71	1512.31	1025.94	1510.84	1304.17	602.46	1323.93	1475.82	2060.00	953.46
Trade Balance	-567.18	-1492.24	-942.77	-1370.79	-1205.24	-375.12	-926.88	-980.75	-2040.02	-227.31

Table 3: Djibouti's Global Trade, Values in US\$ (Millions)

Flow	Year									
	2004	2005	2006	2007	2008	2009	2010	2011	2012	2013
Exports	20.93	82.83	90.94	171.78	101.07	157.48	299.31	462.46	34.66	722.85
Re-exports	-	-	-	-	-	206.23	699.48	1069.27	-	4.12
Total Exports	20.93	82.83	90.94	171.78	101.07	363.71	998.79	1531.73	34.66	726.97
Imports	610.69	1596.28	1034.35	1618.88	1355.34	647.42	1402.08	1590.85	2159.06	1045.64
Trade Balance	-589.76	-1513.45	-943.41	-1447.11	-1254.26	-283.71	-403.29	-59.13	-2124.39	-318.67



Source: COMSTAT Database

Table 4: Djibouti's Top COMESA Domestic Export Trading Partners, 2007 - 2013 Value US\$ Millions

Partner		Year						
		2007	2008	2009	2010	2011	2012	2013
1	Ethiopia	0.41	1.07	128.56	572.32	1005.54	1.44	0.54
2	Kenya	25.67	0.19	7.15	5.08	15.46	1.67	0.25
3	Sudan	0.15	0.43	0.63	20.82	14.31	0.61	0.02
4	Egypt	5.34	0.25	-	0.03	0.02	10.91	0.01
5		-	-	-	-	-	-	-
6		-	-	-	-	-	-	-
7		-	-	-	-	-	-	-
8		-	-	-	-	-	-	-
9		-	-	-	-	-	-	-
10		-	-	-	-	-	-	-

Table 5: Djibouti's Top COMESA Import Trading Partners, 2007 - 2013 Value US\$ Millions

Partner		Year						
		2007	2008	2009	2010	2011	2012	2013
1	Ethiopia	66.21	27.40	32.47	54.14	91.69	44.53	70.19
2	Egypt	5.06	15.86	10.48	15.42	14.45	38.64	14.67
3	Kenya	36.67	5.56	1.80	7.11	8.05	15.35	6.79
4	Sudan	0.00	1.10	0.15	0.92	0.78	0.09	0.48
5	Mauritius	-	0.02	-	0.01	0.02	0.06	0.06
6	Swaziland	-	-	-	-	-	-	0.00
7	Burundi	-	-	-	-	-	-	0.00
8	Madagascar	0.03	0.04	0.07	-	0.04	0.12	0.00
9		-	-	-	-	-	-	-
10		-	-	-	-	-	-	-

Figure 5: Djibouti's Top COMESA Export Markets, 2013

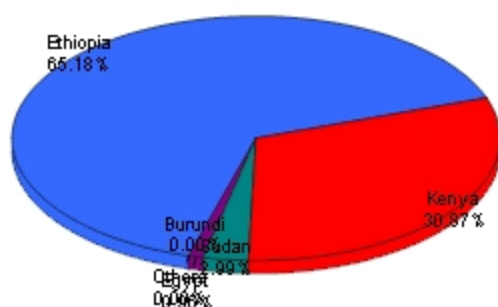
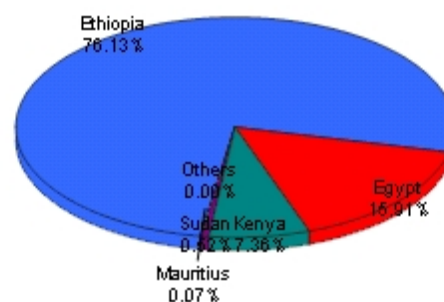


Figure 6: Djibouti's Top COMESA Import Markets, 2013



Source: COMSTAT Database

Table 6: Djibouti's Top Extra-COMESA Export Trading Partners, 2008 - 2013 Value US\$ Millions

Partner		Year					
		2008	2009	2010	2011	2012	2013
1	France	57.80	73.03	38.03	92.24	-	326.32
2	Saudi Arabia	1.43	2.86	18.97	4.24	-	144.50
3	United States of America	0.61	1.37	46.18	50.27	1.87	13.56
4	Somalia	2.72	43.16	33.50	77.45	-	4.78
5	United Arab Emirates	1.51	3.60	7.08	53.06	-	4.36
6	Netherlands	0.02	0.50	0.25	6.01	1.13	2.69
7	Japan	0.06	0.92	7.54	4.56	0.01	1.56
8	Yemen	9.09	12.30	8.11	7.04	-	1.22
9	Germany	0.47	0.08	1.40	0.83	0.03	0.69
10	Taiwan	0.03	-	-	-	-	0.45

Table 7: Djibouti's Top Extra-COMESA Import Trading Partners, 2008 - 2013 Value US\$ Millions

Partner		Year					
		2008	2009	2010	2011	2012	2013
1	United States of America	305.00	25.57	151.42	99.19	103.47	268.63
2	Saudi Arabia	179.24	38.70	270.32	227.29	-	157.50
3	United Arab Emirates	143.09	119.67	158.17	126.02	-	146.63
4	France	171.00	197.40	205.27	227.41	-	106.73
5	China	34.69	20.74	29.60	45.17	812.32	72.49
6	Italy	33.55	18.64	45.28	16.29	-	31.19
7	Turkey	28.08	6.45	26.78	28.57	80.04	24.61
8	Germany	38.80	1.90	6.24	4.78	11.73	23.12
9	India	36.07	20.63	18.71	78.42	352.12	9.50
10	Yemen	11.41	22.22	15.76	23.57	-	8.19

Source: COMSTAT Database

Table 8: Djibouti's top Export Products to COMESA, 2013 Value US\$ Millions

No	Hs	Product description	Value, US\$ Millions	% of Total Exports to COMESA
1	720449	Ferrous waste & scrap (excl. of 7204.10-7204.41)	0.23	28.48%
2	901510	Rangefinders	0.23	28.38%
3	850213	Electric generating sets with C-I int. comb. piston engines (diesel/semi-diesel engines), of an output >375kVA	0.12	15.03%
4	870422	Motor vehicles for the tpt. of gds. (excl. of 8704.10), with C-I int. comb. piston engine (diesel/semi-diesel), g.v.w. >5tonnes but not >20tonnes	0.07	8.83%
5	842959	Self-propelled mech. shovels, excavators & shovel loaders (excl. of 8429.51 & 8429.52)	0.03	3.59%
6	271019	Petroleum oils & oils obt. from bituminous mins. (excl. crude) & preps. other than light oils & preps. [see complete text #14]	0.03	3.09%
7	270740	Naphthalene	0.03	3.07%
8	842699	Lifting mach. n.e.s. in 84.26	0.02	2.72%
9	870390	Vehicles princ. designed for the tpt. of persons (excl. of 87.02 & 8703.10-8703.24), with C-I int. comb. piston engine (diesel/semi-diesel), n.e.s. in..	0.02	2.39%
10	090240	Tea, black (fermented) & partly fermented tea, whether or not flavoured, in immediate packings of a content >3kg	0.01	1.02%
		Other Products	0.03	3.40%
		Total Export	0.82	100.00%

Table 9: Djibouti's top 10 Import Products from COMESA, 2013 Value US\$ Millions

No	Hs	Product description	Value, US\$ Millions	% of Total Exports to COMESA
1	121190	Plants & parts of plants, incl. seeds & fruits, of a kind used primarily in perfumery/pharmacy/for insecticidal/fungicidal/sim. purps., n.e.s. in Ch....	29.09	31.56%
2	271600	Electrical energy (optional heading)	25.61	27.78%
3	071010	Potatoes, uncooked/cooked by steaming/boiling in water, frozen	9.28	10.06%
4	870590	Special purp. motor vehicles, other than those princ. designed for the tpt. of persons/gds. (e.g., breakdown lorries...mobile radiological units), n.e. ...	6.42	6.96%
5	070110	Seed potatoes, fresh/chilled	4.92	5.33%
6	391729	Tubes, pipes & hoses, rigid, of plastics n.e.s. in 39.17	4.25	4.61%
7	210690	Food preps., n.e.s.	2.88	3.12%
8	190230	Pasta (excl. of 1902.11-1902.20)	0.79	0.86%
9	110100	Wheat/meslin flour	0.74	0.81%
10	180690	Chocolate & oth. food preps. cont. cocoa (excl. of 1806.20-1806.32)	0.37	0.40%
		Other Products	7.85	8.51%
		Total Import	92.19	100.00%

Source: COMSTAT Database

Table 10: Djibouti's top 10 Extra-COMESA Export Products, 2013 Value US\$ Millions

No	Hs	Product description	Value, US\$ Millions	% of Total Exports to third Countries
1	271019	Petroleum oils & oils obt. from bituminous mins. (excl. crude) & preps. other than light oils & preps. [see complete text #14]	200.76	27.65%
2	880310	Propellers & rotors & parts thereof , of gds. of 88.01/88.02	152.75	21.04%
3	870829	Parts & accessories of bodies (incl. cabs) of the motor vehicles of 87.01-87.05, n.e.s. in 87.08	100.75	13.87%
4	870210	Motor vehicles for the tpt. of 10/more persons incl. the driver, with C-I int. comb. piston engine (diesel/semi-diesel)	5.31	0.73%
5	870323	Vehicles (excl. of 87.02 & 8703.10) princ. designed for the tpt. of persons, with spark-ignition int. comb. recip. piston engine, of a cyl. cap. >1500c..	4.50	0.62%
6	870590	Special purp. motor vehicles, other than those princ. designed for the tpt. of persons/gds. (e.g., breakdown lorries...mobile radiological units), n.e. ...	4.37	0.60%
7	880212	Helicopters of an unladen wt. >2000kg	4.32	0.60%
8	930690	Bombs, grenades, torpedoes, mines, missiles & sim. munitions of war & parts thereof ; oth. ammunition & projectiles & parts thereof , incl. shot.	3.79	0.52%
9	870422	Motor vehicles for the tpt. of gds. (excl. of 8704.10), with C-I int. comb. piston engine (diesel/semi-diesel), g.v.w. >5tonnes but not >20tonnes	2.91	0.40%
10	271011	Light petroleum oils & preps.	2.60	0.36%
		Other Products	244.09	33.61%
		Total Export	726.15	100.00%

Table 11: Djibouti's Top 10 Extra-COMESA Import Products, 2013 Value US\$ Millions

No	Hs	Product description	Value, US\$ Millions	% of Total Imports from third Countries
1	271019	Petroleum oils & oils obt. from bituminous mins. (excl. crude) & preps. other than light oils & preps. [see complete text #14]	156.03	16.37%
2	880330	Parts of aeroplanes/helicopters, other than propellers, rotors, under-carriages & parts thereof	131.99	13.84%
3	842131	Intake air filters for int. comb. engines	56.09	5.88%
4	481710	Envelopes, of paper/paperboard	44.94	4.71%
5	870829	Parts & accessories of bodies (incl. cabs) of the motor vehicles of 87.01-87.05, n.e.s. in 87.08	36.61	3.84%
6	940600	Prefabricated buildings	18.32	1.92%
7	842611	Overhead travelling cranes on fixed support	17.28	1.81%
8	843139	Parts suit. for use solely/princ. with the mach. of 84.28 (excl. of 8431.31)	16.00	1.68%
9	870210	Motor vehicles for the tpt. of 10/more persons incl. the driver, with C-I int. comb. piston engine (diesel/semi-diesel)	15.70	1.65%
10	843149	Parts suit. for use solely/princ. with the mach. of 84.26/84.29/84.30 (excl. of 8431.41-8431.43)	13.23	1.39%
		Other Products	447.26	46.91%
		Total Import	953.46	100.00%

Source: COMSTAT Database

Table 12: Djibouti's Top Intra-COMESA Exports by Country of Destination, 2013 Value US\$ Millions

No	Hs	Product description	Value, US\$ Millions	Country of Destination
1	720449	Ferrous waste & scrap (excl. of 7204.10-7204.41)	0.23	Ethiopia
2	901510	Rangefinders	0.23	Kenya
3	850213	Electric generating sets with C-I int. comb. piston engines (diesel/semi-diesel engines), of an output >375kVA	0.12	Ethiopia
4	870422	Motor vehicles for the tpt. of gds. (excl. of 8704.10), with C-I int. comb. piston engine (diesel/semi-diesel), g.v.w. >5tonnes but not >20tonnes	0.07	Ethiopia
5	842959	Self-propelled mech. shovels, excavators & shovel loaders (excl. of 8429.51 & 8429.52)	0.03	Ethiopia
6	270740	Naphthalene	0.03	Ethiopia
7	271019	Petroleum oils & oils obt. from bituminous mins. (excl. crude) & preps. other than light oils & preps. [see complete text #14]	0.02	Sudan
8	842699	Lifting mach. n.e.s. in 84.26	0.02	Ethiopia
9	870390	Vehicles princ. designed for the tpt. of persons (excl. of 87.02 & 8703.10-8703.24), with C-I int. comb. piston engine (diesel/semi-diesel), n.e.s. in..	0.02	Kenya
10	090240	Tea, black (fermented) & partly fermented tea, whether or not flavoured, in immediate packings of a content >3kg	0.01	Ethiopia
11	940350	Wooden furniture of a kind used in the bedroom	0.01	Egypt
12	761010	Doors, windows & their frames & thresholds for doors, of aluminium	0.00	Ethiopia
13	410320	Raw hides & skins of reptiles, (fresh/salted/dried/limed/pickled/othw. presvd. but not tanned/parchment-dressed/furth. prepd.) [see complete...	0.00	Ethiopia
14	100700	Grain sorghum	0.00	Ethiopia
15	871640	Trailers & semi-trailers (excl. of 8716.10-8716.39)	0.00	Ethiopia
16	110429	Other wkd. grains (e.g., hulled/pearled/sliced/kibbled) of cereals other than oats, maize (corn) & rice of 10.06	0.00	Ethiopia
17	860900	Containers (incl. conts. for the tpt. of fluids) specially designed & equipped for carriage by one/more modes of tpt.	0.00	Ethiopia
18	701090	Carboys, bottles, flasks, jars, pots, phials & oth. conts., of glass, of a kind used for the conveyance/packing of gds.; preserving jars of glass	0.00	Egypt
19	271019	Petroleum oils & oils obt. from bituminous mins. (excl. crude) & preps. other than light oils & preps. [see complete text #14]	0.00	Kenya
20	071333	Kidney beans, incl. white pea beans (<i>Phaseolus vulgaris</i>), dried, shelled, whether or not skinned/split	0.00	Ethiopia

Source: COMSTAT Database

Table 13: Djibouti's Top Intra-COMESA Imports by Country of Origin, 2013 Value US\$ Millions

No	Hs	Product description	Value, US\$ Millions	Country of Origin
1	121190	Plants & parts of plants, incl. seeds & fruits, of a kind used primarily in perfumery/pharmacy/for insecticidal/fungicidal/sim. purps., n.e.s. in Ch...	29.09	Ethiopia
2	271600	Electrical energy (optional heading)	25.61	Ethiopia
3	071010	Potatoes, uncooked/cooked by steaming/boiling in water, frozen	9.28	Ethiopia
4	870590	Special purp. motor vehicles, other than those princ. designed for the tpt. of persons/gds. (e.g., breakdown lorries...mobile radiological units), n.e. ...	6.01	Kenya
5	070110	Seed potatoes, fresh/chilled	4.92	Ethiopia
6	391729	Tubes, pipes & hoses, rigid, of plastics n.e.s. in 39.17	4.25	Egypt
7	210690	Food preps., n.e.s.	2.56	Egypt
8	190230	Pasta (excl. of 1902.11-1902.20)	0.79	Egypt
9	110100	Wheat/meslin flour	0.74	Egypt
10	870590	Special purp. motor vehicles, other than those princ. designed for the tpt. of persons/gds. (e.g., breakdown lorries...mobile radiological units), n.e. ...	0.40	Egypt
11	180690	Chocolate & oth. food preps. cont. cocoa (excl. of 1806.20-1806.32)	0.37	Egypt
12	230910	Dog/cat food, put up for RS	0.36	Sudan
13	210690	Food preps., n.e.s.	0.32	Ethiopia
14	300490	Medicaments (excl. of 30.02/30.05/30.06) consisting of mixed/unmixed prods. for therapeutic/prophylactic uses..., put up in measureddoses/fo...	0.25	Egypt
15	170199	Cane/beet sugar & chemically pure sucrose, in solid form, not cont. added flavouring/colouring matter	0.24	Egypt
16	071340	Lentils, dried, shelled, whether or not skinned/split	0.23	Ethiopia
17	200919	Orange juice, not frozen (excl. of 2009.19), unfermented & not cont. added spirit, whether or not cont. added sugar/oth. sweetening matter	0.23	Egypt
18	732690	Articles of iron/steel, n.e.s.	0.21	Ethiopia
19	440810	Sheets for veneering, incl. those obt. by slicing laminated wood, for plywood...not >6mm, coniferous [see complete text #49]	0.20	Egypt
20	840890	Internal combustion piston engines (diesel/semi-diesel engines) (excl. of 8408.10 & 8408.20)	0.19	Egypt

Source: COMSTAT Database

Table 14: Djibouti's Top Extra-COMESA Exports by Country of Destination, 2013 Value US\$ Millions

No	Hs	Product description	Value, US\$ Millions	Country of Destination
1	880310	Propellers & rotors & parts thereof , of gds. of 88.01/88.02	152.75	France
2	271019	Petroleum oils & oils obt. from bituminous mins. (excl. crude) & preps. other than light oils & preps. [see complete text #14]	141.90	Saudi Arabia
3	870829	Parts & accessories of bodies (incl. cabs) of the motor vehicles of 87.01-87.05, n.e.s. in 87.08	100.55	France
4	271019	Petroleum oils & oils obt. from bituminous mins. (excl. crude) & preps. other than light oils & preps. [see complete text #14]	51.20	France
5	870210	Motor vehicles for the tpt. of 10/more persons incl. the driver, with C-I int. comb. piston engine (diesel/semi-diesel)	5.10	France
6	271019	Petroleum oils & oils obt. from bituminous mins. (excl. crude) & preps. other than light oils & preps. [see complete text #14]	4.71	Somalia
7	870323	Vehicles (excl. of 87.02 & 8703.10) princ. designed for the tpt. of persons, with spark-ignition int. comb. recip. piston engine, of a cyl. cap. >1500c..	4.50	France
8	880212	Helicopters of an unladen wt. >2000kg	4.32	France
9	870590	Special purp. motor vehicles, other than those princ. designed for the tpt. of persons/gds. (e.g., breakdown lorries...mobile radiological units), n.e. ...	4.10	United States of America
10	930690	Bombs, grenades, torpedoes, mines, missiles & sim. munitions of war & parts thereof ; oth. ammunition & projectiles & parts thereof , incl. shot..	3.40	France
11	870422	Motor vehicles for the tpt. of gds. (excl. of 8704.10), with C-I int. comb. piston engine (diesel/semi-diesel), g.v.w. >5tonnes but not >20tonnes	2.73	France
12	271011	Light petroleum oils & preps.	2.58	Saudi Arabia
13	843120	Parts suit. for use solely/princ. with the mach. of 84.27	2.34	Netherlands
14	271019	Petroleum oils & oils obt. from bituminous mins. (excl. crude) & preps. other than light oils & preps. [see complete text #14]	2.20	United Arab Emirates
15	999099	Commodities not specified according to kind	1.36	United States of America
16	720449	Ferrous waste & scrap (excl. of 7204.10-7204.41)	0.97	Yemen
17	940330	Wooden furniture of a kind used in offices	0.91	United States of America
18	271019	Petroleum oils & oils obt. from bituminous mins. (excl. crude) & preps. other than light oils & preps. [see complete text #14]	0.73	United States of America
19	820570	Vices, clamps and the like	0.65	United States of America
20	280440	Oxygen	0.60	United Arab Emirates

Source: COMSTAT Database

Table 15: Djibouti's Top Extra-COMESA Imports by Country of Origin, 2013 Value US\$ Millions

No	Hs	Product description	Value, US\$ Millions	Country of Origin
1	271019	Petroleum oils & oils obt. from bituminous mins. (excl. crude) & preps. other than light oils & preps. [see complete text #14]	134.92	Saudi Arabia
2	880330	Parts of aeroplanes/helicopters, other than propellers, rotors, under-carriages & parts thereof	85.42	United States of America
3	842131	Intake air filters for int. comb. engines	52.58	United Arab Emirates
4	481710	Envelopes, of paper/paperboard	44.72	United States of America
5	880330	Parts of aeroplanes/helicopters, other than propellers, rotors, under-carriages & parts thereof	42.13	France
6	842611	Overhead travelling cranes on fixed support	17.28	China
7	870829	Parts & accessories of bodies (incl. cabs) of the motor vehicles of 87.01-87.05, n.e.s. in 87.08	15.90	Germany
8	870829	Parts & accessories of bodies (incl. cabs) of the motor vehicles of 87.01-87.05, n.e.s. in 87.08	15.54	United States of America
9	271019	Petroleum oils & oils obt. from bituminous mins. (excl. crude) & preps. other than light oils & preps. [see complete text #14]	15.26	United Arab Emirates
10	843139	Parts suit. for use solely/princ. with the mach. of 84.28 (excl. of 8431.31)	12.69	China
11	843149	Parts suit. for use solely/princ. with the mach. of 84.26/84.29/84.30 (excl. of 8431.41-8431.43)	12.59	France
12	940600	Prefabricated buildings	10.76	Italy
13	321590	Writing/drawing ink & oth. inks, other than printing ink, whether or not concentrated/solid	8.92	United States of America
14	880310	Propellers & rotors & parts thereof , of gds. of 88.01/88.02	8.26	United States of America
15	847130	Portable digital auto. data processing machines, weighing not >10kg, consisting of at least a central processing unit, a keyboard & a display	7.88	United States of America
16	930111	Artillery weapons (e.g., guns, howitzers & mortars), self-propelled	7.77	China
17	620319	Men's/boys' suits (excl. knitted or crocheted), of oth. textile mats. (excl. of wool/fine animal hair/synth. fibres)	6.87	United States of America
18	730890	Structures...& parts of structures...of iron/steel (excl. of 7308.10-7308.40); plates, rods...and the like, prepd. for use in structures, of iron/steel [see..	6.68	United States of America
19	940310	Metal furniture of a kind used in offices	6.26	Italy
20	852713	Radio-broadcast receivers capable of op. without an ext. source of power, combined with sound recording/repr. app. (excl. of 8527.12)	6.15	United States of America

Source: COMSTAT Database