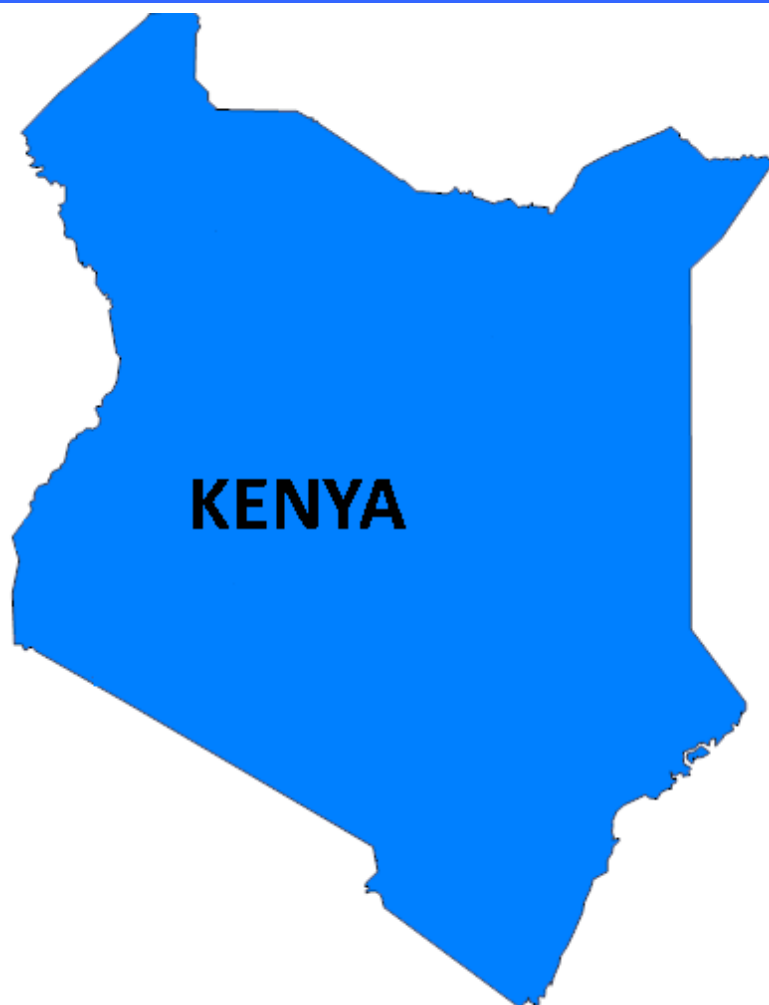


Kenya Merchandise Trade Statistics Profile - 2013



SUMMARY STATISTICS

Value US\$ Millions	
Total Exports 2013	7143.71
Imports 2013	16101.31
Total Intra-Exports 2013	1835.82
Intra-Imports 2013	712.29

Trade Ratios	
Trade to GDP, 2013	52.71%
Intra-COMESA Trade to Total Trade, 2013	10.96%

Table 1: Kenya's Trade with COMESA, Values in US\$ (Millions)

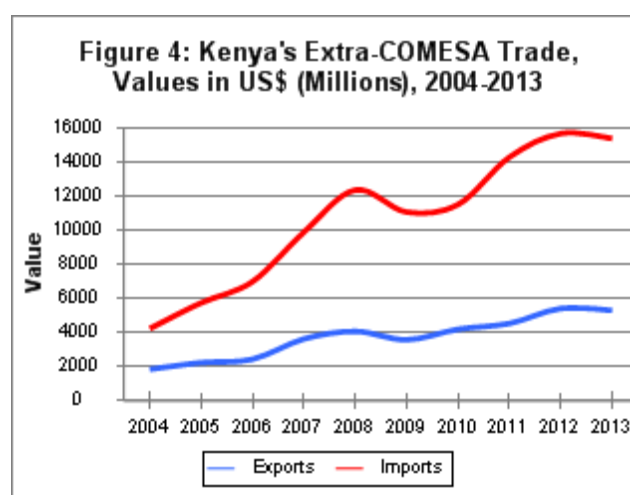
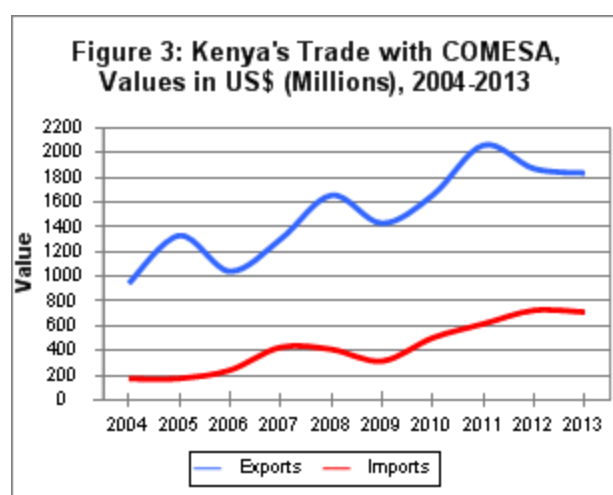
Flow	Year									
	2004	2005	2006	2007	2008	2009	2010	2011	2012	2013
Exports	529.14	866.94	911.25	1114.27	1427.63	1249.70	1439.04	1760.12	1598.18	1568.17
Re-exports	414.57	463.71	130.44	189.25	228.96	179.98	219.37	301.41	272.94	267.64
Total Exports	943.71	1330.65	1041.68	1303.52	1656.58	1429.68	1658.40	2061.54	1871.12	1835.82
Imports	173.67	175.74	243.32	428.33	410.85	316.25	504.09	617.48	725.73	712.29
Trade Balance	770.04	1154.90	798.36	875.19	1245.73	1113.43	1154.31	1444.06	1145.38	1123.52

Table 2: Kenya's Extra-COMESA Trade, Values in US\$ (Millions)

Flow	Year									
	2004	2005	2006	2007	2008	2009	2010	2011	2012	2013
Exports	1486.37	1789.49	2252.67	3090.80	3244.62	2950.88	3649.22	4000.64	4631.47	4542.52
Re-exports	362.39	447.88	185.58	539.27	831.47	633.49	549.04	537.38	780.46	765.38
Total Exports	1848.77	2237.37	2438.26	3630.06	4076.08	3584.37	4198.26	4538.02	5411.92	5307.89
Imports	4237.61	5747.94	6993.24	9902.88	12369.25	11071.71	11517.02	14296.04	15680.58	15389.02
Trade Balance	-2388.84	-3510.58	-4554.99	-6272.82	-8293.16	-7487.35	-7318.76	-9758.02	-10268.66	-10081.13

Table 3: Kenya's Global Trade, Values in US\$ (Millions)

Flow	Year									
	2004	2005	2006	2007	2008	2009	2010	2011	2012	2013
Exports	2015.52	2656.43	3163.92	4205.07	4672.24	4200.58	5088.25	5760.76	6229.65	6110.69
Re-exports	776.96	911.58	316.02	728.52	1060.43	813.47	768.41	838.80	1053.39	1033.02
Total Exports	2792.48	3568.02	3479.94	4933.58	5732.67	5014.04	5856.66	6599.56	7283.04	7143.71
Imports	4411.28	5923.69	7236.57	10331.21	12780.10	11387.96	12021.11	14913.51	16406.32	16101.31
Trade Balance	-1618.80	-2355.67	-3756.63	-5397.63	-7047.43	-6373.92	-6164.45	-8313.96	-9123.28	-8957.60



Source: COMSTAT Database

Table 4: Kenya's Top COMESA Domestic Export Trading Partners, 2007 - 2013 Value US\$ Millions

Partner		Year						
		2007	2008	2009	2010	2011	2012	2013
1	Uganda	502.47	617.66	586.20	637.61	861.29	809.73	794.27
2	Egypt	135.04	223.62	149.01	220.88	259.47	250.11	245.43
3	Congo DR	123.77	142.75	141.72	155.71	194.51	215.51	211.58
4	Rwanda	87.01	129.66	120.60	128.96	151.17	191.67	187.90
5	Zambia	74.50	80.37	60.57	56.83	93.09	78.25	76.79
6	Sudan	174.90	223.06	161.03	229.23	248.72	78.13	76.64
7	Burundi	36.25	51.81	57.90	66.30	66.03	62.31	61.21
8	Malawi	31.53	57.53	39.90	52.43	64.39	55.00	54.05
9	Ethiopia	51.33	64.18	57.07	53.53	54.01	53.68	52.70
10	Zimbabwe	3.25	2.59	4.65	9.09	17.46	20.13	19.75

Table 5: Kenya's Top COMESA Import Trading Partners, 2007 - 2013 Value US\$ Millions

Partner		Year						
		2007	2008	2009	2010	2011	2012	2013
1	Egypt	166.13	156.99	120.61	223.35	198.44	348.25	341.39
2	Uganda	89.99	75.06	56.65	116.46	113.71	178.99	175.54
3	Swaziland	48.89	72.37	63.25	47.57	54.46	47.54	46.78
4	Mauritius	19.27	23.19	16.26	35.12	27.26	35.67	35.08
5	Zambia	30.20	27.03	19.76	29.68	60.35	33.50	32.91
6	Zimbabwe	6.41	2.35	7.35	7.09	18.13	12.35	12.15
7	Sudan	1.39	2.44	0.19	3.26	8.85	11.96	11.76
8	Congo DR	22.23	14.33	11.19	15.93	27.63	10.25	10.17
9	Madagascar	0.92	0.38	5.90	5.78	10.06	9.93	9.80
10	Rwanda	1.18	0.41	3.46	5.47	5.28	9.59	9.41

Figure 5: Kenya's Top COMESA Export Markets, 2013

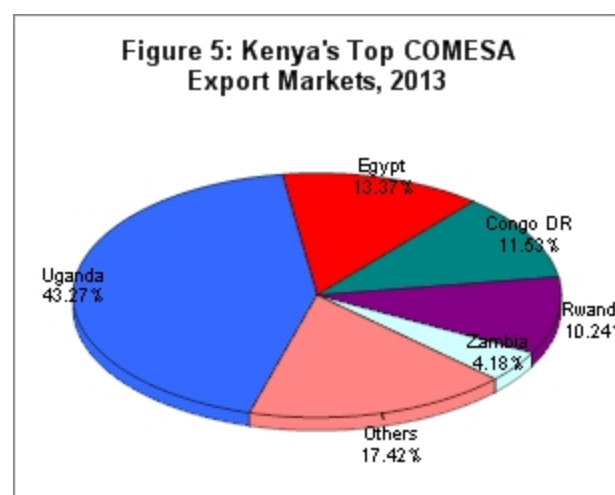
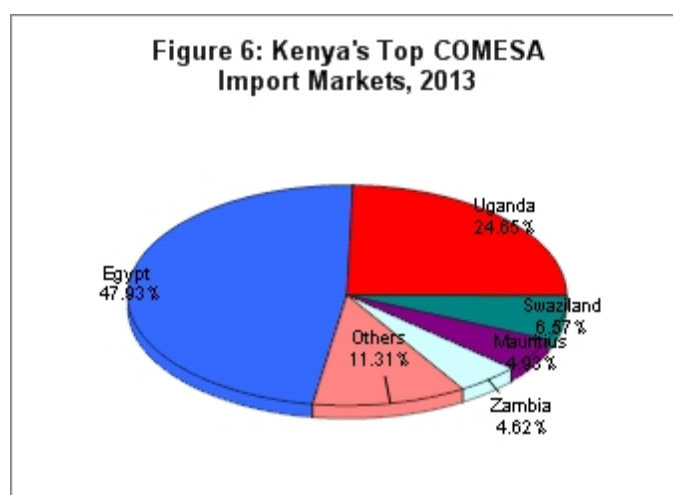


Figure 6: Kenya's Top COMESA Import Markets, 2013



Source: COMSTAT Database

Table 6: Kenya's Top Extra-COMESA Export Trading Partners, 2008 - 2013 Value US\$ Millions

Partner		Year					
		2008	2009	2010	2011	2012	2013
1	United Kingdom	968.69	1004.59	1094.76	989.91	930.19	912.81
2	Tanzania	430.11	380.53	408.94	472.71	668.31	654.23
3	United States of America	324.15	233.88	290.43	307.67	436.18	425.01
4	Netherlands	453.14	343.52	359.28	389.28	398.20	391.11
5	United Arab Emirates	140.16	136.12	254.36	229.31	347.52	341.98
6	Switzerland	48.14	13.94	25.54	272.66	288.84	283.23
7	Pakistan	202.57	190.12	220.00	233.67	277.86	272.87
8	Somalia	189.22	142.14	164.68	187.41	226.92	222.99
9	South Sudan	-	-	-	-	213.52	209.66
10	Afghanistan	62.42	96.29	146.69	153.18	149.46	146.59

Table 7: Kenya's Top Extra-COMESA Import Trading Partners, 2008 - 2013 Value US\$ Millions

Partner		Year					
		2008	2009	2010	2011	2012	2013
1	India	1315.47	1044.85	1256.97	1660.04	2279.04	2242.12
2	China	927.96	939.25	1466.24	1600.50	1958.24	1921.06
3	United Arab Emirates	1678.40	1136.03	1415.96	2218.67	1756.53	1722.91
4	United States of America	411.07	643.69	532.24	516.79	795.54	779.74
5	Saudi Arabia	375.76	345.17	395.45	580.47	781.76	765.38
6	Japan	654.77	630.23	721.99	645.50	749.93	737.06
7	South Africa	677.95	887.41	732.54	791.18	729.28	716.57
8	United Kingdom	1977.71	1851.43	762.39	720.57	661.85	649.61
9	Indonesia	334.85	234.87	328.03	481.49	644.08	632.36
10	Germany	389.98	291.54	327.66	360.39	493.84	485.15

Source: COMSTAT Database

Table 8: Kenya's top Export Products to COMESA, 2013 Value US\$ Millions

No	Hs	Product description	Value, US\$ Millions	% of Total Exports to COMESA
1	090240	Tea, black (fermented) & partly fermented tea, whether or not flavoured, in immediate packings of a content >3kg	246.74	13.44%
2	271019	Petroleum oils & oils obt. from bituminous mins. (excl. crude) & preps. other than light oils & preps. [see complete text #14]	101.85	5.55%
3	252329	Portland cement (excl. white cement, whether or not artificially coloured), whether or not coloured	65.59	3.57%
4	300490	Medicaments (excl. of 30.02/30.05/30.06) consisting of mixed/unmixed prods. for therapeutic/prophylactic uses..., put up in measureddoses/fo...	51.66	2.81%
5	240220	Cigarettes cont. tobacco	50.59	2.76%
6	151190	Palm oil, other than crude, & fractions thereof, whether or not ref. but not chemically modified	40.31	2.20%
7	240399	Manufactured tobacco & manufactured tobacco substitutes, n.e.s. (excl. smoking tobacco & homogenised/reconstituted tobacco); tobacco extra...	39.75	2.17%
8	701090	Carboys, bottles, flasks, jars, pots, phials & oth. conts., of glass, of a kind used for the conveyance/packing of gds.; preserving jars of glass	34.71	1.89%
9	340120	Soap in oth. forms (excl. of 3401.11 & 3401.19)	30.08	1.64%
10	392321	Sacks & bags (incl. cones), of polymers of ethylene	29.68	1.62%
		Other Products	1144.86	62.36%
		Total Export	1835.82	100.00%

Table 9: Kenya's top 10 Import Products from COMESA, 2013 Value US\$ Millions

No	Hs	Product description	Value, US\$ Millions	% of Total Exports to COMESA
1	170111	Cane sugar, raw, in solid form, not cont. added flavouring/colouring matter	68.68	9.64%
2	481840	Sanitary towels & tampons, napkins & napkin liners for babies & sim. sanitary arts., of paper pulp/paper/cellulose wadding/webs of cellulosef...	53.12	7.46%
3	330210	Mixtures of odoriferous subs. & mixts. (incl. alcoholic solutions) with a basis of one/more of these subs., of a kind used in the food/drinkindust...	44.27	6.22%
4	170199	Cane/beet sugar & chemically pure sucrose, in solid form, not cont. added flavouring/colouring matter	31.99	4.49%
5	340220	Surface-active preps., washing preps. (incl. auxiliary washing preps.) & cleaning preps., whether or not cont. soap (excl. of 34.01/3402.11-3402...	31.18	4.38%
6	240120	Tobacco, partly/wholly stemmed/stripped	27.47	3.86%
7	843143	Parts suit. for use solely/princ. with the boring/sinking mach. of 8430.41/8430.49	26.83	3.77%
8	271113	Butanes, liquefied	25.89	3.64%
9	071339	Beans (Vigna spp., Phaseolus spp. (excl. of 0713.31-0713.33)), dried, shelled, whether or not skinned/split	23.94	3.36%
10	100510	Maize (corn), seed	22.63	3.18%
		Other Products	356.29	50.02%
		Total Import	712.29	100.00%

Source: COMSTAT Database

Table 10: Kenya's top 10 Extra-COMESA Export Products, 2013 Value US\$ Millions

No	Hs	Product description	Value, US\$ Millions	% of Total Exports to third Countries
1	090240	Tea, black (fermented) & partly fermented tea, whether or not flavoured, in immediate packings of a content >3kg	899.27	16.94%
2	490700	Unused postage/revenue/sim. stamps of current/new issue...; stamp-impressed paper; banknotes; cheque forms; stock, share/bond certifica...	682.24	12.85%
3	090111	Coffee, not roasted, not decaffeinated	253.32	4.77%
4	710813	Gold (incl. gold plated with platinum), non-monetary, in semi-manufactured forms	161.05	3.03%
5	840710	Spark-ignition recip./rotary int. comb. piston engines for aircraft	138.88	2.62%
6	271019	Petroleum oils & oils obt. from bituminous mins. (excl. crude) & preps. other than light oils & preps. [see complete text #14]	120.62	2.27%
7	070820	Beans (Vigna spp., Phaseolus spp.), shelled/unshelled, fresh/chilled	111.23	2.10%
8	283699	Carbonates (excl. of 2836.10-2836.92); peroxocarbonates (percarbonates)	110.34	2.08%
9	880330	Parts of aeroplanes/helicopters, other than propellers, rotors, undercarriages & parts thereof	93.55	1.76%
10	890520	Floating/submersible drilling/production platforms	77.03	1.45%
		Other Products	2660.36	50.12%
		Total Export	5307.89	100.00%

Table 11: Kenya's Top 10 Extra-COMESA Import Products, 2013 Value US\$ Millions

No	Hs	Product description	Value, US\$ Millions	% of Total Imports from third Countries
1	271019	Petroleum oils & oils obt. from bituminous mins. (excl. crude) & preps. other than light oils & preps. [see complete text #14]	2370.62	15.40%
2	270900	Petroleum oils & oils obt. from bituminous mins., crude	778.92	5.06%
3	271011	Light petroleum oils & preps.	587.76	3.82%
4	151110	Palm oil, crude	530.63	3.45%
5	100190	Wheat other than durum wheat; meslin	339.52	2.21%
6	300490	Medicaments (excl. of 30.02/30.05/30.06) consisting of mixed/unmixed prods. for therapeutic/prophylactic uses..., put up in measureddoses/fo...	302.41	1.97%
7	880240	Aeroplanes & oth. aircraft, of an unladen wt. >15000kg	298.38	1.94%
8	720839	Flat-rolled prods. of iron/non-alloy steel, of a width of 600mm/more, hot-rolled, not clad/plated/coated, in coils, not further worked than hot-rolle ...	207.40	1.35%
9	870323	Vehicles (excl. of 87.02 & 8703.10) princ. designed for the tpt. of persons, with spark-ignition int. comb. recip. piston engine, of a cyl. cap. >1500c..	198.56	1.29%
10	870120	Road tractors for semi-trailers (excl. of 87.09)	171.20	1.11%
		Other Products	9603.61	62.41%
		Total Import	15389.02	100.00%

Source: COMSTAT Database

Table 12: Kenya's Top Intra-COMESA Exports by Country of Destination, 2013 Value US\$ Millions

No	Hs	Product description	Value, US\$ Millions	Country of Destination
1	090240	Tea, black (fermented) & partly fermented tea, whether or not flavoured, in immediate packings of a content >3kg	195.63	Egypt
2	271019	Petroleum oils & oils obt. from bituminous mins. (excl. crude) & preps. other than light oils & preps. [see complete text #14]	70.58	Uganda
3	252329	Portland cement (excl. white cement, whether or not artificially coloured), whether or not coloured	60.79	Uganda
4	090240	Tea, black (fermented) & partly fermented tea, whether or not flavoured, in immediate packings of a content >3kg	48.01	Sudan
5	240399	Manufactured tobacco & manufactured tobacco substitutes, n.e.s. (excl. smoking tobacco & homogenised/reconstituted tobacco); tobacco extra...	38.84	Egypt
6	701090	Carboys, bottles, flasks, jars, pots, phials & oth. conts., of glass, of a kind used for the conveyance/packing of gds.; preserving jars of glass	32.21	Uganda
7	250100	Salt (incl. table salt & denatured salt) & pure sodium chloride, whether or not in aqueous solution/cont. added anti-caking/free-flowing agents; se...	24.35	Uganda
8	392321	Sacks & bags (incl. cones), of polymers of ethylene	23.48	Congo DR
9	300490	Medicaments (excl. of 30.02/30.05/30.06) consisting of mixed/unmixed prods. for therapeutic/prophylactic uses..., put up in measureddoses/fo...	22.85	Uganda
10	720918	Flat-rolled prods. of iron/non-alloy steel, of a width of 600mm/more, in coils, not further worked than cold-rolled (cold-reduced), not clad/plate...	22.37	Uganda
11	220710	Undenatured ethyl alcohol of an alcoholic strength by volume of 80% vol.	20.35	Uganda
12	220300	Beer made from malt	20.02	Uganda
13	271019	Petroleum oils & oils obt. from bituminous mins. (excl. crude) & preps. other than light oils & preps. [see complete text #14]	18.22	Rwanda
14	170410	Chewing gum, whether or not sugar-coated	16.66	Uganda
15	151190	Palm oil, other than crude, & fractions thereof, whether or not ref. but not chemically modified	16.33	Congo DR
16	300490	Medicaments (excl. of 30.02/30.05/30.06) consisting of mixed/unmixed prods. for therapeutic/prophylactic uses..., put up in measureddoses/fo...	13.07	Rwanda
17	240220	Cigarettes cont. tobacco	12.57	Uganda
18	721061	Flat-rolled prods. of iron/non-alloy steel, of a width of 600mm/more, plated/coated with aluminium-zinc alloys	11.47	Congo DR
19	340120	Soap in oth. forms (excl. of 3401.11 & 3401.19)	10.69	Malawi
20	151190	Palm oil, other than crude, & fractions thereof, whether or not ref. but not chemically modified	9.77	Rwanda

Source: COMSTAT Database

Table 13: Kenya's Top Intra-COMESA Imports by Country of Origin, 2013 Value US\$ Millions

No	Hs	Product description	Value, US\$ Millions	Country of Origin
1	481840	Sanitary towels & tampons, napkins & napkin liners for babies & sim. sanitary arts., of paper pulp/paper/cellulose wadding/webs of cellulosef...	51.71	Egypt
2	330210	Mixtures of odoriferous subs. & mixts. (incl. alcoholic solutions) with a basis of one/more of these subs., of a kind used in the food/drinkindust...	44.20	Swaziland
3	170111	Cane sugar, raw, in solid form, not cont. added flavouring/colouring matter	33.62	Egypt
4	340220	Surface-active preps., washing preps. (incl. auxiliary washing preps.) & cleaning preps., whether or not cont. soap (excl. of 34.01/3402.11-3402...	31.13	Egypt
5	170199	Cane/beet sugar & chemically pure sucrose, in solid form, not cont. added flavouring/colouring matter	30.25	Egypt
6	843143	Parts suit. for use solely/princ. with the boring/sinking mach. of 8430.41/8430.49	26.76	Egypt
7	071339	Beans (Vigna spp., Phaseolus spp. (excl. of 0713.31-0713.33)), dried, shelled, whether or not skinned/split	23.94	Uganda
8	170111	Cane sugar, raw, in solid form, not cont. added flavouring/colouring matter	23.19	Uganda
9	271113	Butanes, liquefied	23.00	Mauritius
10	100510	Maize (corn), seed	20.32	Uganda
11	340111	Soap & organic surface-active prods. & preps., in the form of bars/cakes/moulded pieces/shapes...for toilet use [see complete text #35]	13.39	Egypt
12	480300	Toilet/facial tissue stock, towel/napkin stock & sim. paper of a kind used for h-hold./sanitary purps...in rolls/sheets [see complete text #64]	12.51	Egypt
13	740811	Copper wire, of ref. copper of which the maximum cross-sectional dim. exceeds 6mm	12.01	Zambia
14	100590	Maize (corn), other than seed	11.99	Zambia
15	880212	Helicopters of an unladen wt. >2000kg	11.06	Sudan
16	040221	Milk in powder/granules/oth. solid form, unsweetened, fat content by wt. >1.5%	10.33	Uganda
17	240120	Tobacco, partly/wholly stemmed/stripped	9.45	Uganda
18	853720	Boards, panels, consoles, desks, cabinets & oth. bases, equipped with 2/more app. of 85.35/85.36, for elec. control..., for a voltage >1000V [see...	7.76	Egypt
19	240120	Tobacco, partly/wholly stemmed/stripped	7.54	Congo DR
20	170111	Cane sugar, raw, in solid form, not cont. added flavouring/colouring matter	6.50	Madagascar

Source: COMSTAT Database

Table 14: Kenya's Top Extra-COMESA Exports by Country of Destination, 2013 Value US\$ Millions

No	Hs	Product description	Value, US\$ Millions	Country of Destination
1	490700	Unused postage/revenue/sim. stamps of current/new issue...; stamp-impressed paper; banknotes; cheque forms; stock, share/bond certifica...	395.62	United Kingdom
2	090240	Tea, black (fermented) & partly fermented tea, whether or not flavoured, in immediate packings of a content >3kg	254.28	Pakistan
3	490700	Unused postage/revenue/sim. stamps of current/new issue...; stamp-impressed paper; banknotes; cheque forms; stock, share/bond certifica...	247.07	Switzerland
4	710813	Gold (incl. gold plated with platinum), non-monetary, in semi-manufactured forms	156.02	United Arab Emirates
5	090240	Tea, black (fermented) & partly fermented tea, whether or not flavoured, in immediate packings of a content >3kg	152.60	United Kingdom
6	090240	Tea, black (fermented) & partly fermented tea, whether or not flavoured, in immediate packings of a content >3kg	144.99	Afghanistan
7	880330	Parts of aeroplanes/helicopters, other than propellers, rotors, under-carriages & parts thereof	87.44	United States of America
8	890520	Floating/submersible drilling/production platforms	76.63	Tanzania
9	070820	Beans (Vigna spp., Phaseolus spp.), shelled/unshelled, fresh/chilled	73.40	United Kingdom
10	090240	Tea, black (fermented) & partly fermented tea, whether or not flavoured, in immediate packings of a content >3kg	67.46	United Arab Emirates
11	090111	Coffee, not roasted, not decaffeinated	57.37	Germany
12	271019	Petroleum oils & oils obt. from bituminous mins. (excl. crude) & preps. other than light oils & preps. [see complete text #14]	54.63	Ascension Island
13	090240	Tea, black (fermented) & partly fermented tea, whether or not flavoured, in immediate packings of a content >3kg	54.02	Russian Federation
14	090240	Tea, black (fermented) & partly fermented tea, whether or not flavoured, in immediate packings of a content >3kg	50.27	Yemen
15	840710	Spark-ignition recip./rotary int. comb. piston engines for aircraft	47.80	Israel
16	140490	Vegetable prods., n.e.s.	46.56	Somalia
17	300490	Medicaments (excl. of 30.02/30.05/30.06) consisting of mixed/unmixed prods. for therapeutic/prophylactic uses..., put up in measureddoses/fo...	44.40	Tanzania
18	283699	Carbonates (excl. of 2836.10-2836.92); peroxocarbonates (percarbonates)	42.56	India
19	090240	Tea, black (fermented) & partly fermented tea, whether or not flavoured, in immediate packings of a content >3kg	42.20	Kazakhstan
20	620462	Women's/girls', trousers, bib & brace overalls, breeches & shorts (excl. swimwear; excl. knitted or crocheted), of cotton	37.31	United States of America

Source: COMSTAT Database

Table 15: Kenya's Top Extra-COMESA Imports by Country of Origin, 2013 Value US\$ Millions

No	Hs	Product description	Value, US\$ Millions	Country of Origin
1	271019	Petroleum oils & oils obt. from bituminous mins. (excl. crude) & preps. other than light oils & preps. [see complete text #14]	836.75	India
2	270900	Petroleum oils & oils obt. from bituminous mins., crude	778.89	United Arab Emirates
3	151110	Palm oil, crude	521.13	Indonesia
4	271019	Petroleum oils & oils obt. from bituminous mins. (excl. crude) & preps. other than light oils & preps. [see complete text #14]	440.22	Saudi Arabia
5	271019	Petroleum oils & oils obt. from bituminous mins. (excl. crude) & preps. other than light oils & preps. [see complete text #14]	419.90	United Arab Emirates
6	271019	Petroleum oils & oils obt. from bituminous mins. (excl. crude) & preps. other than light oils & preps. [see complete text #14]	257.42	Bahrain
7	271011	Light petroleum oils & preps.	223.04	India
8	880240	Aeroplanes & oth. aircraft, of an unladen wt. >15000kg	203.55	Brazil
9	271011	Light petroleum oils & preps.	201.73	United Arab Emirates
10	271019	Petroleum oils & oils obt. from bituminous mins. (excl. crude) & preps. other than light oils & preps. [see complete text #14]	190.25	Kuwait
11	300490	Medicaments (excl. of 30.02/30.05/30.06) consisting of mixed/unmixed prods. for therapeutic/prophylactic uses..., put up in measureddoses/fo...	175.24	India
12	870323	Vehicles (excl. of 87.02 & 8703.10) princ. designed for the tpt. of persons, with spark-ignition int. comb. recip. piston engine, of a cyl. cap. >1500c..	140.36	Japan
13	100190	Wheat other than durum wheat; meslin	112.20	Argentina
14	100630	Semi-milled/wholly milled rice, whether or not polished/glazed	100.23	Pakistan
15	720839	Flat-rolled prods. of iron/non-alloy steel, of a width of 600mm/more, hot-rolled, not clad/plated/coated, in coils, not further worked than hot-rolle ...	90.95	South Africa
16	100190	Wheat other than durum wheat; meslin	87.61	Russian Federation
17	720839	Flat-rolled prods. of iron/non-alloy steel, of a width of 600mm/more, hot-rolled, not clad/plated/coated, in coils, not further worked than hot-rolle ...	86.62	Japan
18	490700	Unused postage/revenue/sim. stamps of current/new issue...; stamp-impressed paper; banknotes; cheque forms; stock, share/bond certifica...	83.85	United Kingdom
19	870322	Vehicles (excl. of 87.02 & 8703.10) princ. designed for the tpt. of persons, with spark-ignition int. comb. recip. piston engine, of a cyl. cap. >1000c..	78.21	Japan
20	271011	Light petroleum oils & preps.	76.53	Oman

Source: COMSTAT Database