

Libya Merchandise Trade Statistics Profile - 2013



SUMMARY STATISTICS

Value US\$ Millions	
Total Exports 2013	35157.80
Imports 2013	25413.70
Total Intra-Exports 2013	89.90
Intra-Imports 2013	1404.94

Trade Ratios	
Trade to GDP, 2013	80.27%
Intra-COMESA Trade to Total Trade, 2013	2.47%

Table 1: Libya's Trade with COMESA, Values in US\$ (Millions)

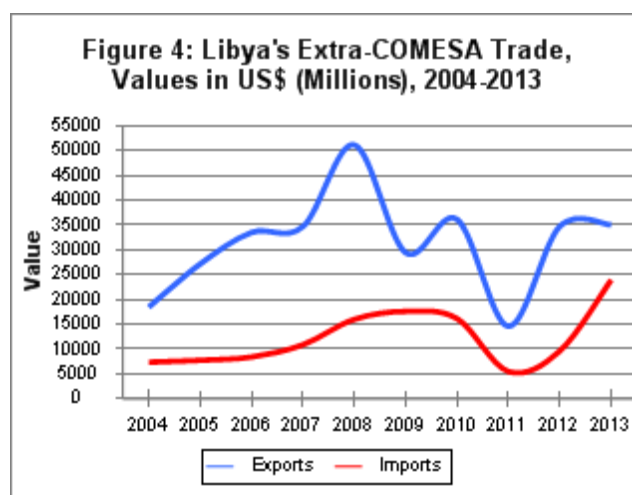
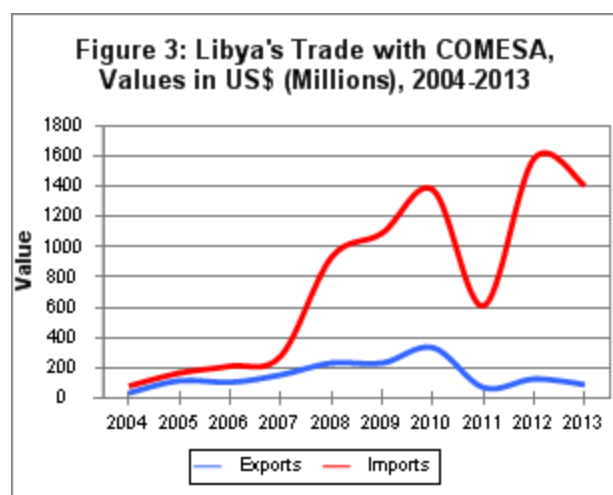
Flow	Year									
	2004	2005	2006	2007	2008	2009	2010	2011	2012	2013
Exports	33.93	115.66	105.25	153.55	233.24	231.72	334.78	69.96	126.81	89.90
Re-exports	-	-	-	-	-	0.00	-	-	-	-
Total Exports	33.93	115.66	105.25	153.55	233.24	231.72	334.78	69.96	126.81	89.90
Imports	80.15	166.34	211.90	278.53	932.52	1091.30	1378.27	609.93	1587.30	1404.94
Trade Balance	-46.23	-50.69	-106.65	-124.98	-699.27	-859.59	-1043.49	-539.97	-1460.49	-1315.03

Table 2: Libya's Extra-COMESA Trade, Values in US\$ (Millions)

Flow	Year									
	2004	2005	2006	2007	2008	2009	2010	2011	2012	2013
Exports	18478.65	27181.67	33545.19	34718.02	51201.06	29453.49	36176.26	14629.74	34783.35	35067.90
Re-exports	0.00	0.00	0.00	0.00	0.00	0.00	0.00	0.00	0.00	0.00
Total Exports	18478.65	27181.67	33545.19	34718.02	51201.06	29453.49	36176.26	14629.74	34783.35	35067.90
Imports	7391.76	7784.03	8434.11	10892.31	16024.00	17635.59	16180.33	5492.97	9637.64	24008.77
Trade Balance	11086.89	19397.64	25111.09	23825.71	35177.07	11817.91	19995.93	9136.78	25145.71	11059.13

Table 3: Libya's Global Trade, Values in US\$ (Millions)

Flow	Year									
	2004	2005	2006	2007	2008	2009	2010	2011	2012	2013
Exports	18512.58	27297.33	33650.44	34871.57	51434.31	29685.21	36511.04	14699.71	34910.16	35157.80
Re-exports	-	-	-	-	-	0.00	-	-	-	-
Total Exports	18512.58	27297.33	33650.44	34871.57	51434.31	29685.21	36511.04	14699.71	34910.16	35157.80
Imports	7471.91	7950.38	8646.01	11170.84	16956.51	18726.89	17558.60	6102.90	11224.94	25413.70
Trade Balance	11040.67	19346.95	25004.44	23700.73	34477.79	10958.32	18952.44	8596.81	23685.21	9744.09



Source: COMSTAT Database

Table 4: Libya's Top COMESA Domestic Export Trading Partners, 2007 - 2013 Value US\$ Millions

Partner		Year						
		2007	2008	2009	2010	2011	2012	2013
1	Egypt	148.32	213.15	190.64	302.11	54.22	124.00	89.83
2	Uganda	0.29	0.41	0.00	0.01	0.01	0.22	0.07
3	Zambia	0.10	0.00	0.00	0.01	0.03	2.11	0.00
4		-	-	-	-	-	-	-
5		-	-	-	-	-	-	-
6		-	-	-	-	-	-	-
7		-	-	-	-	-	-	-
8		-	-	-	-	-	-	-
9		-	-	-	-	-	-	-
10		-	-	-	-	-	-	-

Table 5: Libya's Top COMESA Import Trading Partners, 2007 - 2013 Value US\$ Millions

Partner		Year						
		2007	2008	2009	2010	2011	2012	2013
1	Egypt	255.57	908.63	1083.52	1374.20	608.39	1573.07	1404.83
2	Uganda	0.00	0.08	0.07	0.05	-	0.31	0.10
3	Mauritius	0.01	-	-	0.09	-	-	0.01
4		-	-	-	-	-	-	-
5		-	-	-	-	-	-	-
6		-	-	-	-	-	-	-
7		-	-	-	-	-	-	-
8		-	-	-	-	-	-	-
9		-	-	-	-	-	-	-
10		-	-	-	-	-	-	-

Figure 5: Libya's Top COMESA Export Markets, 2013

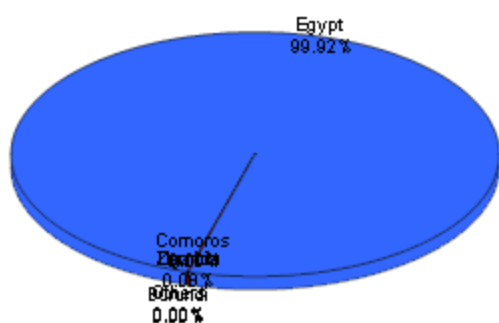
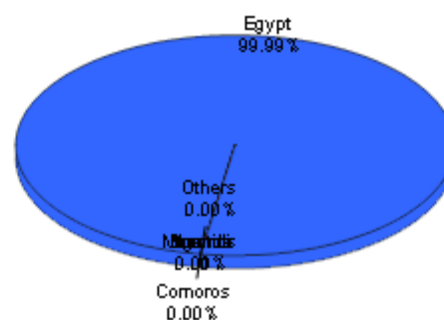


Figure 6: Libya's Top COMESA Import Markets, 2013



Source: COMSTAT Database

Table 6: Libya's Top Extra-COMESA Export Trading Partners, 2008 - 2013 Value US\$ Millions

Partner		Year					
		2008	2009	2010	2011	2012	2013
1	Italy	19163.00	12738.02	14152.62	4970.37	-	9672.46
2	Germany	7353.47	3548.16	3695.48	2480.98	7749.15	5564.39
3	France	4547.24	2822.18	5636.89	2501.20	-	3836.61
4	United States of America	3836.48	1749.09	1963.01	598.72	2808.05	2359.91
5	Spain	-	-	-	-	4729.10	2300.88
6	China	2329.32	2856.50	4064.05	1857.22	7013.49	1835.04
7	United Kingdom	1543.88	1146.47	1744.53	600.55	2977.15	1735.86
8	Greece	2188.88	-	1668.44	396.36	-	1376.98
9	Switzerland	2780.26	594.56	419.46	137.90	1559.96	1293.26
10	India	681.19	480.68	-	-	1391.75	857.27

Table 7: Libya's Top Extra-COMESA Import Trading Partners, 2008 - 2013 Value US\$ Millions

Partner		Year					
		2008	2009	2010	2011	2012	2013
1	Italy	4253.89	3752.98	3932.63	937.48	-	4901.94
2	China	1785.29	2203.20	2267.49	792.36	2145.82	3118.15
3	Turkey	1181.43	1977.39	2127.60	820.14	1925.28	3029.26
4	Germany	1277.20	1518.63	1312.31	464.67	781.85	1528.95
5	France	752.10	1051.70	1376.58	336.71	-	1171.98
6	Korea	-	1358.45	-	198.99	-	1167.75
7	Greece	75.56	-	234.51	243.08	-	1089.55
8	Tunisia	958.03	914.86	-	-	-	955.87
9	United States of America	759.44	717.01	701.55	297.32	484.70	939.73
10	Spain	-	-	-	-	438.97	676.11

Source: COMSTAT Database

Table 8: Libya's top Export Products to COMESA, 2013 Value US\$ Millions

No	Hs	Product description	Value, US\$ Millions	% of Total Exports to COMESA
1	271011	Light petroleum oils & preps.	59.17	65.81%
2	250300	Sulphur of all kinds (excl. sublimed sulphur/precipitated sulphur/colloidal sulphur)	10.78	11.99%
3	720839	Flat-rolled prods. of iron/non-alloy steel, of a width of 600mm/more, hot-rolled, not clad/plated/coated, in coils, not further worked than hot-rolle ...	5.82	6.47%
4	720310	Ferrous prods. obt. by direct reduction of iron ore, in lumps/pellets/sim. forms	3.07	3.41%
5	030229	Flat fish (excl. of 0302.21-0302.23) [see list of conventions for species included], fresh/chilled (excl. fillets/oth. fish meat of 03.04/livers & roes)	1.01	1.12%
6	720719	Semi-finished prods. of iron/non-alloy steel, cont. by wt. <0.25% of carbon, n.e.s. in 72.07	0.96	1.07%
7	720837	Flat-rolled prods. of iron/non-alloy steel, of a width of 600mm/more, hot-rolled, not clad/plated/coated, in coils, not further worked than hot-rolle ...	0.75	0.84%
8	720836	Flat-rolled prods. of iron/non-alloy steel, of a width of 600mm/more, hot-rolled, not clad/plated/coated, in coils, not further worked than hot-rolle ...	0.71	0.79%
9	080132	Cashew nuts, shelled	0.70	0.78%
10	720810	Flat-rolled prods. of iron/non-alloy steel, of a width of 600mm/more, hot-rolled, not clad/plated/coated, in coils, not further worked than hot-rolle ...	0.56	0.63%
		Other Products	6.37	7.09%
		Total Export	89.90	100.00%

Table 9: Libya's top 10 Import Products from COMESA, 2013 Value US\$ Millions

No	Hs	Product description	Value, US\$ Millions	% of Total Exports to COMESA
1	680221	Worked monumental/building stone & arts. thereof (excl. gds. of 68.01), simply cut/sawn, with a flat/even surface (excl. of 6802.10), of marble, tr...	125.75	8.95%
2	690810	Glazed ceramic tiles, cubes & sim. arts., whether or not rect., the largest surface area of which is capable of being enclosed in a square the side..	125.00	8.90%
3	252329	Portland cement (excl. white cement, whether or not artificially coloured), whether or not coloured	80.85	5.75%
4	040630	Processed cheese, not grated/powdered	66.23	4.71%
5	100630	Semi-milled/wholly milled rice, whether or not polished/glazed	60.67	4.32%
6	691010	Ceramic sinks, wash basins, wash basin pedestals, baths, bidets, water closet pans, flushing cisterns, urinals & sim. sanitary fixtures, of porcel...	39.30	2.80%
7	690710	Unglazed ceramic tiles, cubes & sim. arts., whether or not rect., the largest surface area of which is capable of being enclosed in a square t..	30.16	2.15%
8	760429	Bars, rods & profiles (excl. hollow profiles) of aluminium alloys	23.16	1.65%
9	170199	Cane/beet sugar & chemically pure sucrose, in solid form, not cont. added flavouring/colouring matter	22.63	1.61%
10	999099	Commodities not specified according to kind	22.41	1.59%
		Other Products	808.77	57.57%
		Total Import	1404.94	100.00%

Source: COMSTAT Database

Table 10: Libya's top 10 Extra-COMESA Export Products, 2013 Value US\$ Millions

No	Hs	Product description	Value, US\$ Millions	% of Total Exports to third Countries
1	270900	Petroleum oils & oils obt. from bituminous mins., crude	28818.50	82.18%
2	271019	Petroleum oils & oils obt. from bituminous mins. (excl. crude) & preps. other than light oils & preps. [see complete text #14]	2248.55	6.41%
3	271121	Natural gas, in gaseous state	2237.58	6.38%
4	271011	Light petroleum oils & preps.	988.90	2.82%
5	271113	Butanes, liquefied	127.69	0.36%
6	271112	Propane, liquefied	110.84	0.32%
7	310210	Urea, whether or not in aqueous solution	106.74	0.30%
8	290511	Methanol (methyl alcohol)	66.11	0.19%
9	720310	Ferrous prods. obt. by direct reduction of iron ore, in lumps/pellets/sim. forms	61.62	0.18%
10	281410	Anhydrous ammonia	48.51	0.14%
		Other Products	252.84	0.72%
		Total Export	35067.90	100.00%

Table 11: Libya's Top 10 Extra-COMESA Import Products, 2013 Value US\$ Millions

No	Hs	Product description	Value, US\$ Millions	% of Total Imports from third Countries
1	271011	Light petroleum oils & preps.	3162.03	13.17%
2	870323	Vehicles (excl. of 87.02 & 8703.10) princ. designed for the tpt. of persons, with spark-ignition int. comb. recip. piston engine, of a cyl. cap. >1500c..	827.80	3.45%
3	880240	Aeroplanes & oth. aircraft, of an unladen wt. >15000kg	687.69	2.86%
4	841199	Parts of the oth. gas turbines of 8411.81 & 8411.82	607.93	2.53%
5	271019	Petroleum oils & oils obt. from bituminous mins. (excl. crude) & preps. other than light oils & preps. [see complete text #14]	459.70	1.91%
6	100190	Wheat other than durum wheat; meslin	445.68	1.86%
7	999099	Commodities not specified according to kind	355.75	1.48%
8	260112	Iron ores & concs. (excl. roasted iron pyrites), agglom.	288.51	1.20%
9	300490	Medicaments (excl. of 30.02/30.05/30.06) consisting of mixed/unmixed prods. for therapeutic/prophylactic uses..., put up in measureddoses/fo ...	276.65	1.15%
10	841510	Window/wall type air-conditioning machines, self-contained/split-system, comprising a motor-driven fan & elements for changing the temp. & hu...	272.66	1.14%
		Other Products	16624.39	69.24%
		Total Import	24008.77	100.00%

Source: COMSTAT Database

Table 12: Libya's Top Intra-COMESA Exports by Country of Destination, 2013 Value US\$ Millions

No	Hs	Product description	Value, US\$ Millions	Country of Destination
1	271011	Light petroleum oils & preps.	59.17	Egypt
2	250300	Sulphur of all kinds (excl. sublimed sulphur/precipitated sulphur/colloidal sulphur)	10.78	Egypt
3	720839	Flat-rolled prods. of iron/non-alloy steel, of a width of 600mm/more, hot-rolled, not clad/plated/coated, in coils, not further worked than hot-rolle ...	5.82	Egypt
4	720310	Ferrous prods. obt. by direct reduction of iron ore, in lumps/pellets/sim. forms	3.07	Egypt
5	030229	Flat fish (excl. of 0302.21-0302.23) [see list of conventions for species included], fresh/chilled (excl. fillets/oth. fish meat of 03.04/livers & roes)	1.01	Egypt
6	720719	Semi-finished prods. of iron/non-alloy steel, cont. by wt. <0.25% of carbon, n.e.s. in 72.07	0.96	Egypt
7	720837	Flat-rolled prods. of iron/non-alloy steel, of a width of 600mm/more, hot-rolled, not clad/plated/coated, in coils, not further worked than hot-rolle ...	0.75	Egypt
8	720836	Flat-rolled prods. of iron/non-alloy steel, of a width of 600mm/more, hot-rolled, not clad/plated/coated, in coils, not further worked than hot-rolle ...	0.71	Egypt
9	080132	Cashew nuts, shelled	0.70	Egypt
10	720810	Flat-rolled prods. of iron/non-alloy steel, of a width of 600mm/more, hot-rolled, not clad/plated/coated, in coils, not further worked than hot-rolle ...	0.56	Egypt
11	721633	Angles, shapes & sections of iron/non-alloy steel, H sections, not further worked than hot-rolled/hot-drawn/extruded, of a height of 80mm/more	0.35	Egypt
12	720854	Flat-rolled prods. of iron/non-alloy steel, of a width of 600mm/more, hot-rolled, not clad/plated/coated, not in coils, not further worked than hot- r...	0.35	Egypt
13	040110	Milk & cream, not concentrated/sweetened, fat content by wt. not >1%	0.34	Egypt
14	570390	Carpets & oth. textile floor coverings, tufted, whether or not made up, of textile mats. other than wool/fine animal hair/man-made	0.34	Egypt
15	381400	Organic composite solvents & thinners, n.e.s.; prepd. paint/varnish removers	0.33	Egypt
16	999099	Commodities not specified according to kind	0.32	Egypt
17	200210	Tomatoes, prepd./presvd. othw. than by vinegar/acetic acid, whole/in pieces	0.31	Egypt
18	090412	Pepper (genus Piper), crushed/ground	0.30	Egypt
19	722870	Angles, shapes & sections of alloy steel other than stainless steel	0.28	Egypt
20	190531	Sweet biscuits	0.26	Egypt

Source: COMSTAT Database

Table 13: Libya's Top Intra-COMESA Imports by Country of Origin, 2013 Value US\$ Millions

No	Hs	Product description	Value, US\$ Millions	Country of Origin
1	680221	Worked monumental/building stone & arts. thereof (excl. gds. of 68.01), simply cut/sawn, with a flat/even surface (excl. of 6802.10), of marble, tr...	125.75	Egypt
2	690810	Glazed ceramic tiles, cubes & sim. arts., whether or not rect., the largest surface area of which is capable of being enclosed in a square the side..	125.00	Egypt
3	252329	Portland cement (excl. white cement, whether or not artificially coloured), whether or not coloured	80.85	Egypt
4	040630	Processed cheese, not grated/powdered	66.23	Egypt
5	100630	Semi-milled/wholly milled rice, whether or not polished/glazed	60.67	Egypt
6	691010	Ceramic sinks, wash basins, wash basin pedestals, baths, bidets, water closet pans, flushing cisterns, urinals & sim. sanitary fixtures, of porcel...	39.30	Egypt
7	690710	Unglazed ceramic tiles, cubes & sim. arts., whether or not rect., the largest surface area of which is capable of being enclosed in a square t..	30.16	Egypt
8	760429	Bars, rods & profiles (excl. hollow profiles) of aluminium alloys	23.16	Egypt
9	170199	Cane/beet sugar & chemically pure sucrose, in solid form, not cont. added flavouring/colouring matter	22.63	Egypt
10	999099	Commodities not specified according to kind	22.41	Egypt
11	391731	Flexible tubes, pipes & hoses of plastics, having a minimum burst pressure of 27.6 MPa	19.27	Egypt
12	392690	Articles of plastics & arts. of oth. mats. of 39.01-39.14, n.e.s. in Ch.39	18.10	Egypt
13	060390	Cut flowers & flower buds of a kind suit. for bouquets/ornamental purps., dried/dyed/bleached/impregnated/othw. prepd.	17.83	Egypt
14	320890	Paints & varnishes (incl. enamels & lacquers) based on synth. polymers/chemically modified nat. polymers...n.e.s. in Ch.32 [see compl...	17.75	Egypt
15	320810	Paints & varnishes (incl. enamels & lacquers) based on polyesters	16.84	Egypt
16	390120	Polyethylene having a sp.gr. of 0.94/more, in primary forms	15.42	Egypt
17	392350	Stoppers, lids, caps & oth. closures, of plastics	15.31	Egypt
18	200570	Olives, presvd./presvd. othw. than by vinegar/acetic acid, not frozen, other than prods. of 20.06	14.74	Egypt
19	300490	Medicaments (excl. of 30.02/30.05/30.06) consisting of mixed/unmixed prods. for therapeutic/prophylactic uses..., put up in measured doses/fo...	14.49	Egypt
20	481910	Cartons, boxes & cases, of corrugated paper/paperboard	14.42	Egypt

Source: COMSTAT Database

Table 14: Libya's Top Extra-COMESA Exports by Country of Destination, 2013 Value US\$ Millions

No	Hs	Product description	Value, US\$ Millions	Country of Destination
1	270900	Petroleum oils & oils obt. from bituminous mins., crude	6,030.51	Italy
2	270900	Petroleum oils & oils obt. from bituminous mins., crude	5,462.84	Germany
3	270900	Petroleum oils & oils obt. from bituminous mins., crude	3,766.19	France
4	271121	Natural gas, in gaseous state	2,237.58	Italy
5	270900	Petroleum oils & oils obt. from bituminous mins., crude	2,088.53	Spain
6	270900	Petroleum oils & oils obt. from bituminous mins., crude	1,828.05	China
7	270900	Petroleum oils & oils obt. from bituminous mins., crude	1,684.19	United Kingdom
8	270900	Petroleum oils & oils obt. from bituminous mins., crude	1,626.86	United States of America
9	270900	Petroleum oils & oils obt. from bituminous mins., crude	1,349.86	Greece
10	270900	Petroleum oils & oils obt. from bituminous mins., crude	1,291.12	Switzerland
11	270900	Petroleum oils & oils obt. from bituminous mins., crude	778.11	India
12	270900	Petroleum oils & oils obt. from bituminous mins., crude	661.25	Australia
13	271011	Light petroleum oils & preps.	620.94	Italy
14	271019	Petroleum oils & oils obt. from bituminous mins. (excl. crude) & preps. other than light oils & preps. [see complete text #14]	598.65	United States of America
15	271019	Petroleum oils & oils obt. from bituminous mins. (excl. crude) & preps. other than light oils & preps. [see complete text #14]	558.21	Italy
16	270900	Petroleum oils & oils obt. from bituminous mins., crude	365.35	Korea
17	270900	Petroleum oils & oils obt. from bituminous mins., crude	337.76	Indonesia
18	271019	Petroleum oils & oils obt. from bituminous mins. (excl. crude) & preps. other than light oils & preps. [see complete text #14]	284.93	Algeria
19	270900	Petroleum oils & oils obt. from bituminous mins., crude	277.16	Japan
20	270900	Petroleum oils & oils obt. from bituminous mins., crude	200.63	Malaysia

Source: COMSTAT Database

Table 15: Libya's Top Extra-COMESA Imports by Country of Origin, 2013 Value US\$ Millions

No	Hs	Product description	Value, US\$ Millions	Country of Origin
1	271011	Light petroleum oils & preps.	2,472.92	Italy
2	271011	Light petroleum oils & preps.	688.79	Greece
3	880240	Aeroplanes & oth. aircraft, of an unladen wt. >15000kg	612.66	France
4	870323	Vehicles (excl. of 87.02 & 8703.10) princ. designed for the tpt. of persons, with spark-ignition int. comb. recip. piston engine, of a cyl. cap. >1500c..	375.62	Korea
5	841199	Parts of the oth. gas turbines of 8411.81 & 8411.82	325.72	Germany
6	260112	Iron ores & concs. (excl. roasted iron pyrites), agglom.	274.07	Brazil
7	721420	Bars & rods of iron/non-alloy steel (excl. of 72.13), cont. indentations/ribs/grooves/oth. deformations produced during the rollin...	258.55	Turkey
8	841510	Window/wall type air-conditioning machines, self-contained/split-system, comprising a motor-driven fan & elements for changing the temp. & hu...	220.97	China
9	570242	Carpets & oth. textile floor coverings, woven, of pile construction, made up, of man-made textile mats.	204.53	Turkey
10	271019	Petroleum oils & oils obt. from bituminous mins. (excl. crude) & preps. other than light oils & preps. [see complete text #14]	198.52	Italy
11	160414	Tunas, skipjack & bonito (Sarda spp.), prepd./presvd., whole/in pieces (excl. minced)	189.26	Republic of Thailand
12	841199	Parts of the oth. gas turbines of 8411.81 & 8411.82	183.27	Switzerland
13	999099	Commodities not specified according to kind	181.64	Japan
14	870323	Vehicles (excl. of 87.02 & 8703.10) princ. designed for the tpt. of persons, with spark-ignition int. comb. recip. piston engine, of a cyl. cap. >1500c..	175.57	United States of America
15	690890	Glazed ceramic flags & paving/hearth/wall tiles (excl. of 6908.10); glazed ceramic mosaic cubes and the like, whether or not on a backing	137.75	Spain
16	870322	Vehicles (excl. of 87.02 & 8703.10) princ. designed for the tpt. of persons, with spark-ignition int. comb. recip. piston engine, of a cyl. cap. >1000c..	135.42	Korea
17	711319	Articles of jewellery & parts thereof, of oth. precious metal (excl. silver), whether or not plated/clad with precious metal	129.34	Turkey
18	252329	Portland cement (excl. white cement, whether or not artificially coloured), whether or not coloured	127.10	Turkey
19	100190	Wheat other than durum wheat; meslin	126.89	Romania
20	010410	Live sheep	119.50	Romania

Source: COMSTAT Database