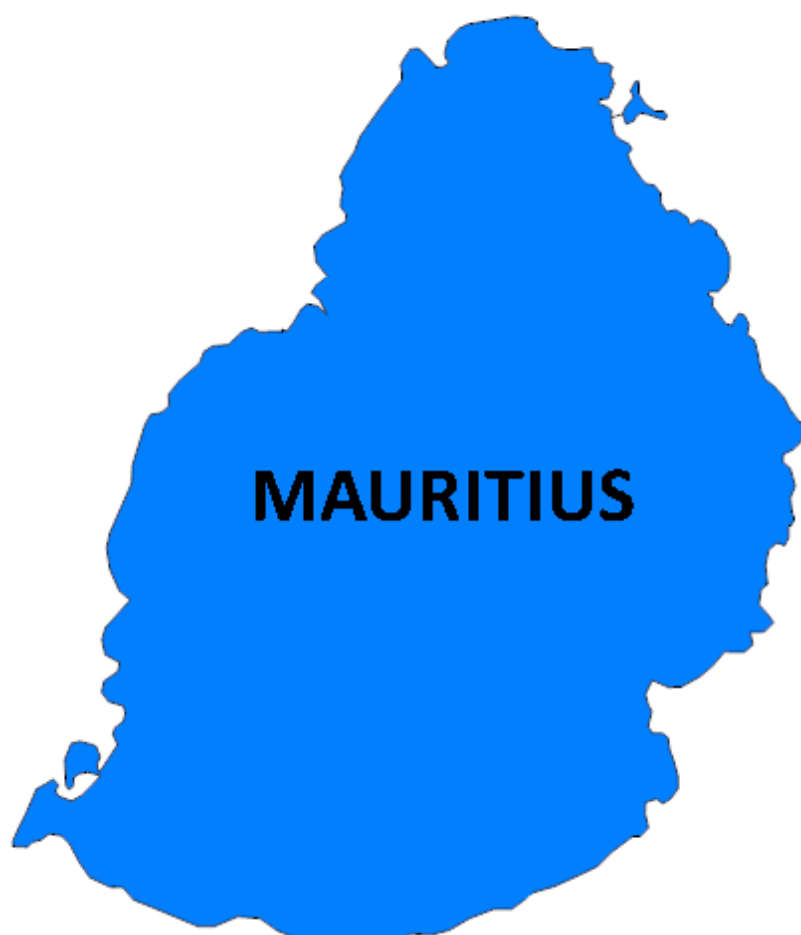


Mauritius Merchandise Trade Statistics Profile - 2013



SUMMARY STATISTICS

Value US\$ Millions	
Total Exports 2013	2428.21
Imports 2013	5524.13
Total Intra-Exports 2013	213.32
Intra-Imports 2013	183.28

Trade Ratios	
Trade to GDP, 2013	66.61%
Intra-COMESA Trade to Total Trade, 2013	4.99%

Table 1: Mauritius' Trade with COMESA, Values in US\$ (Millions)

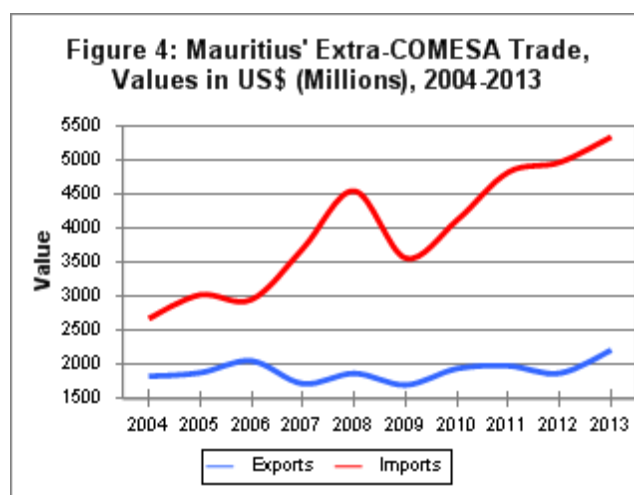
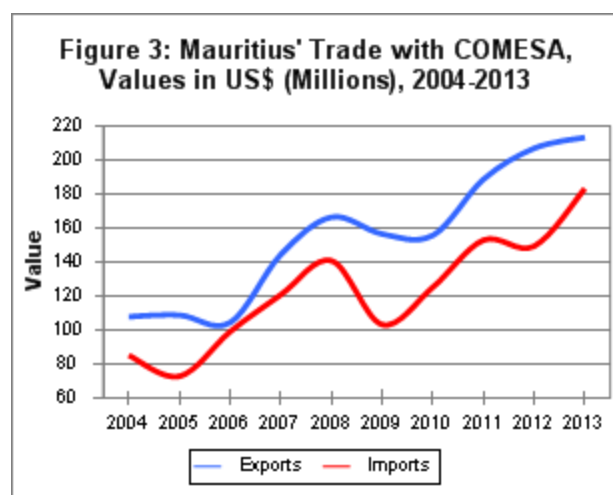
Flow	Year									
	2004	2005	2006	2007	2008	2009	2010	2011	2012	2013
Exports	57.10	56.06	57.08	75.38	82.05	82.60	85.72	99.56	102.32	112.08
Re-exports	50.86	52.82	47.35	69.07	84.41	73.94	70.02	89.18	104.66	101.24
Total Exports	107.97	108.88	104.43	144.45	166.46	156.54	155.74	188.74	206.98	213.32
Imports	85.28	72.80	99.05	120.81	140.82	103.29	125.31	152.94	149.33	183.28
Trade Balance	22.69	36.08	5.38	23.64	25.64	53.25	30.44	35.80	57.64	30.05

Table 2: Mauritius' Extra-COMESA Trade, Values in US\$ (Millions)

Flow	Year									
	2004	2005	2006	2007	2008	2009	2010	2011	2012	2013
Exports	1556.66	1344.41	1429.84	1326.53	1370.46	1345.57	1512.61	1728.35	1599.99	1851.25
Re-exports	272.88	536.99	626.24	393.78	503.01	357.00	430.68	254.44	274.05	363.63
Total Exports	1829.54	1881.39	2056.08	1720.31	1873.47	1702.57	1943.29	1982.79	1874.04	2214.89
Imports	2676.41	3024.39	2954.51	3703.48	4547.81	3563.22	4119.58	4823.80	4966.93	5340.85
Trade Balance	-846.86	-1142.99	-898.43	-1983.17	-2674.34	-1860.65	-2176.30	-2841.01	-3092.89	-3125.96

Table 3: Mauritius' Global Trade, Values in US\$ (Millions)

Flow	Year									
	2004	2005	2006	2007	2008	2009	2010	2011	2012	2013
Exports	1613.77	1400.46	1486.92	1401.92	1452.51	1428.17	1598.33	1827.91	1702.31	1963.34
Re-exports	323.74	589.81	673.59	462.85	587.42	430.94	500.70	343.62	378.70	464.88
Total Exports	1937.51	1990.27	2160.51	1864.76	2039.93	1859.11	2099.03	2171.53	2081.02	2428.21
Imports	2761.69	3097.19	3053.57	3824.28	4688.63	3666.51	4244.89	4976.74	5116.26	5524.13
Trade Balance	-824.18	-1106.92	-893.06	-1959.52	-2648.70	-1807.40	-2145.86	-2805.21	-3035.25	-3095.92



Source: COMSTAT Database

Table 4: Mauritius' Top COMESA Domestic Export Trading Partners, 2007 - 2013 Value US\$ Millions

Partner		Year						
		2007	2008	2009	2010	2011	2012	2013
1	Madagascar	108.32	115.43	112.38	111.08	134.53	148.57	152.13
2	Seychelles	17.32	27.81	29.47	22.08	29.13	28.10	31.64
3	Kenya	7.59	8.80	7.05	11.90	9.40	10.11	10.83
4	Rwanda	1.65	1.39	0.21	1.35	4.67	3.88	5.38
5	Comoros	4.58	4.62	3.26	2.33	3.81	4.83	4.75
6	Zimbabwe	1.33	0.75	1.61	1.99	2.58	2.90	2.98
7	Burundi	0.25	0.37	0.05	1.49	1.63	1.44	1.18
8	Zambia	1.54	1.36	0.61	0.89	1.04	1.23	0.97
9	Egypt	0.34	0.21	0.29	0.58	0.64	1.33	0.97
10	Djibouti	-	0.00	0.03	0.01	0.03	0.05	0.96

Table 5: Mauritius' Top COMESA Import Trading Partners, 2007 - 2013 Value US\$ Millions

Partner		Year						
		2007	2008	2009	2010	2011	2012	2013
1	Seychelles	36.43	20.91	4.38	13.44	5.90	15.37	49.72
2	Kenya	12.78	36.64	33.62	41.36	43.46	49.78	46.48
3	Egypt	26.84	33.20	26.10	30.47	32.25	35.91	36.59
4	Madagascar	17.52	22.35	16.88	17.39	15.15	20.24	25.38
5	Swaziland	9.77	10.50	9.51	8.20	8.83	8.93	9.33
6	Zimbabwe	4.15	4.42	4.14	6.65	9.69	7.27	8.02
7	Zambia	12.30	7.51	7.49	6.16	27.25	7.78	4.72
8	Comoros	0.02	0.02	0.01	0.03	0.02	0.79	2.05
9	Malawi	0.14	2.83	0.53	1.44	4.11	0.13	0.77
10	Sudan	0.00	0.00	-	-	0.00	0.00	0.07

Figure 5: Mauritius' Top COMESA Export Markets, 2013

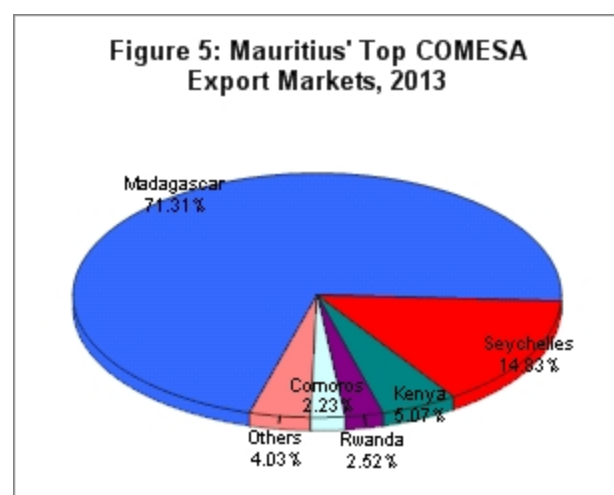
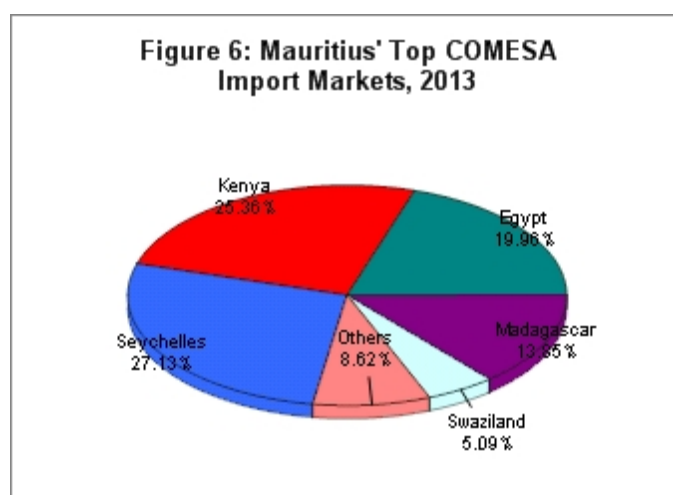


Figure 6: Mauritius' Top COMESA Import Markets, 2013



Source: COMSTAT Database

Table 6: Mauritius' Top Extra-COMESA Export Trading Partners, 2008 - 2013 Value US\$ Millions

Partner		Year					
		2008	2009	2010	2011	2012	2013
1	United Kingdom	523.44	473.73	427.35	463.28	387.16	403.92
2	France	288.68	294.00	331.76	309.15	280.06	289.80
3	United States of America	141.42	144.90	195.50	228.09	204.97	244.79
4	Italy	92.68	97.08	138.29	175.25	140.16	217.01
5	South Africa	78.30	81.85	116.36	167.74	213.91	203.76
6	Spain	73.99	81.83	129.38	154.49	157.75	141.61
7	Belgium	65.58	45.46	41.47	48.86	55.22	74.42
8	Reunion	70.39	75.14	64.16	67.58	66.84	64.94
9	Netherlands	29.60	25.91	27.00	33.70	38.61	61.70
10	Vietnam	2.57	2.05	2.52	4.21	17.99	51.51

Table 7: Mauritius' Top Extra-COMESA Import Trading Partners, 2008 - 2013 Value US\$ Millions

Partner		Year					
		2008	2009	2010	2011	2012	2013
1	India	1130.54	665.61	949.83	1170.17	1190.26	1349.11
2	China	536.04	466.48	565.94	694.89	821.10	811.18
3	France	359.55	432.93	371.60	440.20	423.00	445.39
4	South Africa	375.24	318.68	358.05	350.75	335.50	341.57
5	Spain	123.43	87.83	115.15	147.01	173.04	219.62
6	Australia	110.92	104.10	133.38	129.52	117.76	148.04
7	Germany	105.68	96.99	101.46	119.87	117.70	131.91
8	Malaysia	120.01	106.74	108.73	111.58	136.57	131.68
9	Japan	190.69	119.44	141.54	123.96	130.31	129.17
10	Italy	115.49	85.16	93.56	105.42	100.58	120.21

Source: COMSTAT Database

Table 8: Mauritius' top Export Products to COMESA, 2013 Value US\$ Millions

No	Hs	Product description	Value, US\$ Millions	% of Total Exports to COMESA
1	520842	Woven fabrics of cotton, cont. 85%/more by wt. of cotton, of yarns of diff. colours, plain weave, weighing >100g/m2	13.68	6.41%
2	600121	Looped pile fabrics, of cotton, knitted or crocheted	13.39	6.28%
3	510610	Yarn of carded wool, not put up for retail sale, cont. 85%/more by wt. of wool	11.05	5.18%
4	190219	Uncooked pasta, not stuffed/othw. prepd., not cont. eggs	11.04	5.17%
5	230990	Preparations of a kind used in animal feeding other than dog/cat food put up for RS	10.19	4.78%
6	730690	Tubes, pipes & hollow profiles of iron (excl. cast iron)/steel, n.e.s. (excl. of 73.04, 73.05 & 7306.10-7306.60)	7.25	3.40%
7	110100	Wheat/meslin flour	7.15	3.35%
8	392330	Carboys, bottles, flasks & sim. arts., of plastics	6.12	2.87%
9	850680	Primary cells & primary batteries n.e.s. in 85.06	4.34	2.04%
10	030342	Yellowfin tunas (Thunnus albacares), frozen (excl. fillets/oth. fish meat of 03.04/livers & roes)	4.04	1.90%
		Other Products	125.08	58.64%
		Total Export	213.32	100.00%

Table 9: Mauritius' top 10 Import Products from COMESA, 2013 Value US\$ Millions

No	Hs	Product description	Value, US\$ Millions	% of Total Exports to COMESA
1	240220	Cigarettes cont. tobacco	41.24	22.50%
2	030342	Yellowfin tunas (Thunnus albacares), frozen (excl. fillets/oth. fish meat of 03.04/livers & roes)	24.68	13.46%
3	030343	Skipjack/striped-bellied bonito (Euthynnus (Katsuwonus) pelamis), frozen (excl. fillets/oth. fish meat of 03.04/livers & roes)	18.13	9.89%
4	520100	Cotton, not carded/combed	17.93	9.78%
5	721420	Bars & rods of iron/non-alloy steel (excl. of 72.13), cont. indentations/ribs/grooves/oth. deformations produced during the rollin...	12.93	7.05%
6	210690	Food preps., n.e.s.	8.49	4.63%
7	721310	Bars & rods, hot-rolled, in irregularly wound coils, of iron/non-alloy steel, cont. indentations/ribs/grooves/oth. deformations produced during the...	6.43	3.51%
8	030344	Bigeye tunas (Thunnus obesus), frozen (excl. fillets/oth. fish meat of 03.04/livers & roes)	4.49	2.45%
9	030379	Fish, n.e.s., frozen (excl. fillets/oth. fish meat of 03.04/livers & roes)	2.83	1.54%
10	440710	Wood sawn/chipped length wise, sliced/peeled, whether or not planed, sanded/end-jointed, of a thkns. >6mm, coniferous	2.47	1.35%
		Other Products	43.64	23.81%
		Total Import	183.28	100.00%

Source: COMSTAT Database

Table 10: Mauritius' top 10 Extra-COMESA Export Products, 2013 Value US\$ Millions

No	Hs	Product description	Value, US\$ Millions	% of Total Exports to third Countries
1	160414	Tunas, skipjack & bonito (Sarda spp.), prepd./presvd., whole/in pieces (excl. minced)	369.94	16.70%
2	170199	Cane/beet sugar & chemically pure sucrose, in solid form, not cont. added flavouring/colouring matter	221.94	10.02%
3	620520	Men's/boys' shirts (excl. knitted or crocheted), of cotton	173.11	7.82%
4	610910	T-shirts, singlets & oth. vests, knitted or crocheted, of cotton	130.34	5.88%
5	620342	Men's/boys' trousers, bib & brace overalls, breeches & shorts (excl. swimwear; excl. knitted or crocheted), of cotton	104.48	4.72%
6	170111	Cane sugar, raw, in solid form, not cont. added flavouring/colouring matter	93.06	4.20%
7	610990	T-shirts, singlets & oth. vests, knitted or crocheted, other than of cotton	84.28	3.81%
8	710239	Diamonds, non-industrial other than unwkd./simply sawn/cleaved/bruted	84.24	3.80%
9	030379	Fish, n.e.s., frozen (excl. fillets/oth. fish meat of 03.04/livers & roes)	74.21	3.35%
10	711319	Articles of jewellery & parts thereof, of oth. precious metal (excl. silver), whether or not plated/clad with precious metal	44.16	1.99%
		Other Products	835.13	37.71%
		Total Export	2214.89	100.00%

Table 11: Mauritius' Top 10 Extra-COMESA Import Products, 2013 Value US\$ Millions

No	Hs	Product description	Value, US\$ Millions	% of Total Imports from third Countries
1	271019	Petroleum oils & oils obt. from bituminous mins. (excl. crude) & preps. other than light oils & preps. [see complete text #14]	1054.30	19.74%
2	030343	Skipjack/striped-bellied bonito (Euthynnus (Katsuwonus) pelamis), frozen (excl. fillets/oth. fish meat of 03.04/livers & roes)	107.97	2.02%
3	030342	Yellowfin tunas (Thunnus albacares), frozen (excl. fillets/oth. fish meat of 03.04/livers & roes)	103.01	1.93%
4	300490	Medicaments (excl. of 30.02/30.05/30.06) consisting of mixed/unmixed prods. for therapeutic/prophylactic uses..., put up in measured doses/fo...	89.60	1.68%
5	710231	Diamonds, non-industrial, unwkd./simply sawn/cleaved/bruted	78.82	1.48%
6	270119	Coal other than anthracite & bituminous, whether or not pulverised but not agglom.	71.52	1.34%
7	271113	Butanes, liquefied	70.49	1.32%
8	100190	Wheat other than durum wheat; meslin	66.80	1.25%
9	870322	Vehicles (excl. of 87.02 & 8703.10) princ. designed for the tpt. of persons, with spark-ignition int. comb. recip. piston engine, of a cyl. cap. >1000c...	66.16	1.24%
10	030379	Fish, n.e.s., frozen (excl. fillets/oth. fish meat of 03.04/livers & roes)	64.85	1.21%
		Other Products	3567.34	66.79%
		Total Import	5340.85	100.00%

Source: COMSTAT Database

Table 12: Mauritius' Top Intra-COMESA Exports by Country of Destination, 2013 Value US\$ Millions

No	Hs	Product description	Value, US\$ Millions	Country of Destination
1	520842	Woven fabrics of cotton, cont. 85%/more by wt. of cotton, of yarns of diff. colours, plain weave, weighing >100g/m2	13.68	Madagascar
2	600121	Looped pile fabrics, of cotton, knitted or crocheted	13.39	Madagascar
3	510610	Yarn of carded wool, not put up for retail sale, cont. 85%/more by wt. of wool	11.05	Madagascar
4	190219	Uncooked pasta, not stuffed/othw. prepd., not cont. eggs	10.62	Madagascar
5	230990	Preparations of a kind used in animal feeding other than dog/cat food put up for RS	5.30	Madagascar
6	392330	Carboys, bottles, flasks & sim. arts., of plastics	5.24	Madagascar
7	730690	Tubes, pipes & hollow profiles of iron (excl. cast iron)/steel, n.e.s. (excl. of 73.04, 73.05 & 7306.10-7306.60)	4.92	Rwanda
8	850680	Primary cells & primary batteries n.e.s. in 85.06	4.34	Madagascar
9	030342	Yellowfin tunas (Thunnus albacares), frozen (excl. fillets/oth. fish meat of 03.04/livers & roes)	4.04	Seychelles
10	230990	Preparations of a kind used in animal feeding other than dog/cat food put up for RS	3.72	Seychelles
11	170199	Cane/beet sugar & chemically pure sucrose, in solid form, not cont. added flavouring/colouring matter	3.51	Kenya
12	110100	Wheat/meslin flour	3.38	Madagascar
13	300490	Medicaments (excl. of 30.02/30.05/30.06) consisting of mixed/unmixed prods. for therapeutic/prophylactic uses..., put up in measureddoses/fo...	3.17	Madagascar
14	230400	Oil-cake & oth. solid residues, whether or not ground/in pellets, from extraction of soyabean oil	3.04	Madagascar
15	520849	Woven fabrics of cotton (excl. of 5208.41-5208.43), cont. 85%/more by wt. of cotton, of yarns of diff. colours, weighing not >200g/m2	2.92	Madagascar
16	190230	Pasta (excl. of 1902.11-1902.20)	2.53	Madagascar
17	160413	Sardines, sardinella & brisling/sprats, prepd./presvd., whole/in pieces (excl. minced)	2.36	Madagascar
18	220710	Undenatured ethyl alcohol of an alcoholic strength by volume of 80% vol.	2.32	Madagascar
19	110100	Wheat/meslin flour	2.31	Seychelles
20	580890	Ornamental trimmings in the piece, without embroidery (excl. knitted or crocheted; tassels, pompons & sim. arts.)	1.94	Madagascar

Source: COMSTAT Database

Table 13: Mauritius' Top Intra-COMESA Imports by Country of Origin, 2013 Value US\$ Millions

No	Hs	Product description	Value, US\$ Millions	Country of Origin
1	240220	Cigarettes cont. tobacco	41.24	Kenya
2	030342	Yellowfin tunas (Thunnus albacares), frozen (excl. fillets/oth. fish meat of 03.04/livers & roes)	24.68	Seychelles
3	030343	Skipjack/striped-bellied bonito (Euthynnus (Katsuwonus) pelamis), frozen (excl. fillets/oth. fish meat of 03.04/livers & roes)	18.13	Seychelles
4	721420	Bars & rods of iron/non-alloy steel (excl. of 72.13), cont. indentations/ribs/grooves/oth. deformations produced during the rollin...	12.93	Egypt
5	210690	Food preps., n.e.s.	8.48	Swaziland
6	520100	Cotton, not carded/combed	7.81	Zimbabwe
7	721310	Bars & rods, hot-rolled, in irregularly wound coils, of iron/non-alloy steel, cont. indentations/ribs/grooves/oth. deformations produced during the...	6.43	Egypt
8	520100	Cotton, not carded/combed	4.85	Madagascar
9	520100	Cotton, not carded/combed	4.65	Zambia
10	030344	Bigeye tunas (Thunnus obesus), frozen (excl. fillets/oth. fish meat of 03.04/livers & roes)	4.49	Seychelles
11	440710	Wood sawn/chipped length wise, sliced/peeled, whether or not planed, sanded/end-jointed, of a thkns. >6mm, coniferous	2.47	Madagascar
12	071350	Broad beans (Vicia faba var. major) & horse beans (Vicia faba var. equina/var. minor), dried, shelled, whether or not skinned/split	2.29	Madagascar
13	040630	Processed cheese, not grated/powdered	2.18	Egypt
14	010290	Live bovine animals other than pure-bred breeding animals	1.75	Kenya
15	030379	Fish, n.e.s., frozen (excl. fillets/oth. fish meat of 03.04/livers & roes)	1.52	Seychelles
16	160590	Molluscs & oth. aquatic invertebrates, prepd./presvd.	1.49	Madagascar
17	481910	Cartons, boxes & cases, of corrugated paper/paperboard	1.35	Madagascar
18	621210	Brassieres & parts thereof, whether or not knitted or crocheted	1.30	Madagascar
19	340220	Surface-active preps., washing preps. (incl. auxiliary washing preps.) & cleaning preps., whether or not cont. soap (excl. of 34.01/3402.11-3402...	1.24	Egypt
20	030379	Fish, n.e.s., frozen (excl. fillets/oth. fish meat of 03.04/livers & roes)	1.18	Comoros

Source: COMSTAT Database

Table 14: Mauritius' Top Extra-COMESA Exports by Country of Destination, 2013 Value US\$ Millions

No	Hs	Product description	Value, US\$ Millions	Country of Destination
1	620520	Men's/boys' shirts (excl. knitted or crocheted), of cotton	143.28	United States of America
2	160414	Tunas, skipjack & bonito (Sarda spp.), prepd./presvd., whole/in pieces (excl. minced)	121.77	United Kingdom
3	170199	Cane/beet sugar & chemically pure sucrose, in solid form, not cont. added flavouring/colouring matter	113.09	Italy
4	160414	Tunas, skipjack & bonito (Sarda spp.), prepd./presvd., whole/in pieces (excl. minced)	71.77	Italy
5	160414	Tunas, skipjack & bonito (Sarda spp.), prepd./presvd., whole/in pieces (excl. minced)	68.49	Spain
6	610910	T-shirts, singlets & oth. vests, knitted or crocheted, of cotton	49.36	United Kingdom
7	710239	Diamonds, non-industrial other than unwk./simply sawn/cleaved/bruted	45.12	Vietnam
8	610910	T-shirts, singlets & oth. vests, knitted or crocheted, of cotton	42.69	South Africa
9	711319	Articles of jewellery & parts thereof, of oth. precious metal (excl. silver), whether or not plated/clad with precious metal	42.15	France
10	170199	Cane/beet sugar & chemically pure sucrose, in solid form, not cont. added flavouring/colouring matter	41.51	Spain
11	610990	T-shirts, singlets & oth. vests, knitted or crocheted, other than of cotton	37.08	United Kingdom
12	620342	Men's/boys' trousers, bib & brace overalls, breeches & shorts (excl. swimwear; excl. knitted or crocheted), of cotton	36.69	South Africa
13	170111	Cane sugar, raw, in solid form, not cont. added flavouring/colouring matter	34.49	United Kingdom
14	160414	Tunas, skipjack & bonito (Sarda spp.), prepd./presvd., whole/in pieces (excl. minced)	32.46	Netherlands
15	170199	Cane/beet sugar & chemically pure sucrose, in solid form, not cont. added flavouring/colouring matter	28.50	United Kingdom
16	160414	Tunas, skipjack & bonito (Sarda spp.), prepd./presvd., whole/in pieces (excl. minced)	27.05	France
17	610990	T-shirts, singlets & oth. vests, knitted or crocheted, other than of cotton	23.15	France
18	610910	T-shirts, singlets & oth. vests, knitted or crocheted, of cotton	22.89	France
19	710239	Diamonds, non-industrial other than unwk./simply sawn/cleaved/bruted	21.04	United States of America
20	610990	T-shirts, singlets & oth. vests, knitted or crocheted, other than of cotton	18.85	South Africa

Source: COMSTAT Database

Table 15: Mauritius' Top Extra-COMESA Imports by Country of Origin, 2013 Value US\$ Millions

No	Hs	Product description	Value, US\$ Millions	Country of Origin
1	271019	Petroleum oils & oils obt. from bituminous mins. (excl. crude) & preps. other than light oils & preps. [see complete text #14]	1,037.26	India
2	030343	Skipjack/striped-bellied bonito (Euthynnus (Katsuwonus) pelamis), frozen (excl. fillets/oth. fish meat of 03.04/livers & roes)	75.92	Spain
3	270119	Coal other than anthracite & bituminous, whether or not pulverised but not agglom.	71.21	South Africa
4	271113	Butanes, liquefied	65.94	United Arab Emirates
5	030342	Yellowfin tunas (Thunnus albacares), frozen (excl. fillets/oth. fish meat of 03.04/livers & roes)	61.30	Spain
6	890200	Fishing vessels; factory ships & oth. vessels for processing/preserving fishery prods.	58.91	Vietnam
7	870322	Vehicles (excl. of 87.02 & 8703.10) princ. designed for the tpt. of persons, with spark-ignition int. comb. recip. piston engine, of a cyl. cap. >1000c..	49.08	Japan
8	520842	Woven fabrics of cotton, cont. 85%/more by wt. of cotton, of yarns of diff. colours, plain weave, weighing >100g/m2	45.86	China
9	100190	Wheat other than durum wheat; meslin	37.00	Australia
10	300490	Medicaments (excl. of 30.02/30.05/30.06) consisting of mixed/unmixed prods. for therapeutic/prophylactic uses..., put up in measureddoses/fo...	31.53	India
11	711319	Articles of jewellery & parts thereof, of oth. precious metal (excl. silver), whether or not plated/clad with precious metal	31.26	France
12	252329	Portland cement (excl. white cement, whether or not artificially coloured), whether or not coloured	31.06	Taiwan
13	040210	Milk in powder/granules/oth. solid form, fat content by wt. not >1.5%	30.80	New Zealand
14	870323	Vehicles (excl. of 87.02 & 8703.10) princ. designed for the tpt. of persons, with spark-ignition int. comb. recip. piston engine, of a cyl. cap. >1500c..	30.38	Germany
15	100190	Wheat other than durum wheat; meslin	29.80	France
16	100630	Semi-milled/wholly milled rice, whether or not polished/glazed	29.58	India
17	030342	Yellowfin tunas (Thunnus albacares), frozen (excl. fillets/oth. fish meat of 03.04/livers & roes)	29.07	France
18	710231	Diamonds, non-industrial, unwk./simply sawn/cleaved/bruted	26.96	Canada
19	847130	Portable digital auto. data processing machines, weighing not >10kg, consisting of at least a central processing unit, a keyboard & a display	26.64	China
20	030379	Fish, n.e.s., frozen (excl. fillets/oth. fish meat of 03.04/livers & roes)	26.58	Taiwan

Source: COMSTAT Database